



APPROVAL SHEET

Approval Specification	Customer's Approval Certificate
<p>TO:</p> <p>Part No.:</p> <p>Customer's Part No.:</p>	<p>Please return this copy as a certification of your approval</p> <p>Checked & Approved by:</p> <p>Date:</p>

BEIJING ZHONGXUN SIFANG SCIENCE & TECHNOLOGY CO.,LTD.

Tel: +86-010-62968745
 Fax: +86-010-62973654
 E-mail: bjzxsf@bjzxsf.net
 Website: <http://www.bjzxsf.net>
 Add: NO.7 NieGeZhuang Rd,SuJiaTuo Town,
 HaiDian District,Beijing,P.R.China



Part No.	:	SF5125
Pages	:	6
Date	:	2013/6/27
Revision	:	1.0

Prepared by:	卢翠
Checked by:	
Approved by:	

Application

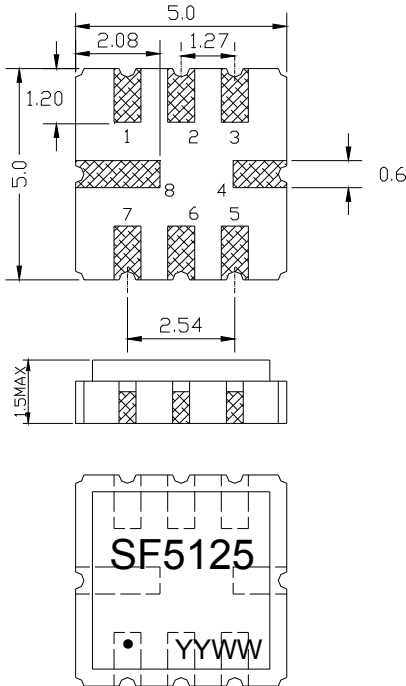
- Low-loss SAW component
- Low amplitude ripple
- Sharp rejections at both out-bands
- Usable passband 32 MHz



Features

- Ceramic Package for **Surface Mounted Technology (SMT)**
- **RoHS** compatible
- Package size 5.00x5.00x1.50mm³
- Package Code QCC8C
- **Electrostatic Sensitive Device(ESD)**

Package Dimensions (Unit: mm)



Pin Configuration

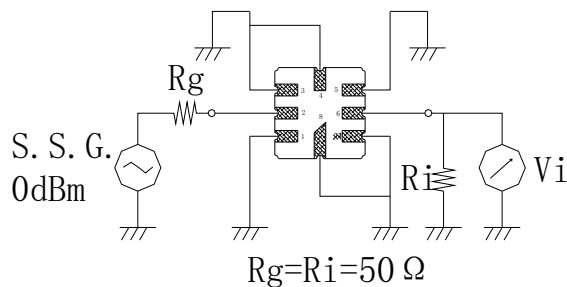
Pin No.	Description
2	Input
6	Output
1,3,4,5,7,8	Ground

Marking Description

S	Trademark
F	SAW Filter
5125	Part Number
●	Pin 1
YYWW	Year Code & Week Code

*Fig: If the products produced in 06th week of 2012, The year code & week code is 1206.

Test Circuit



Performance**Maximum Rating**

Item		Value	Unit
DC Voltage	V_{DC}	3	V
Operation Temperature	T	-40 ~ +85	°C
Storage Temperature	T_{stg}	-55 ~ +125	°C
RF Power Dissipation	P	15	dBm

Electronic Characteristics

Test Temperature: $25^{\circ}\text{C} \pm 2^{\circ}\text{C}$

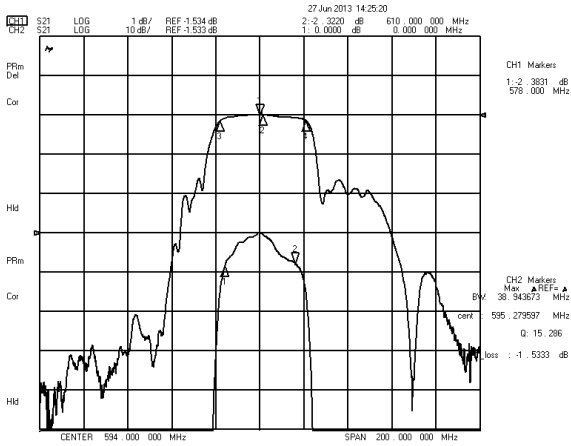
Terminating source impedance: 50Ω

Terminating load impedance: 50Ω

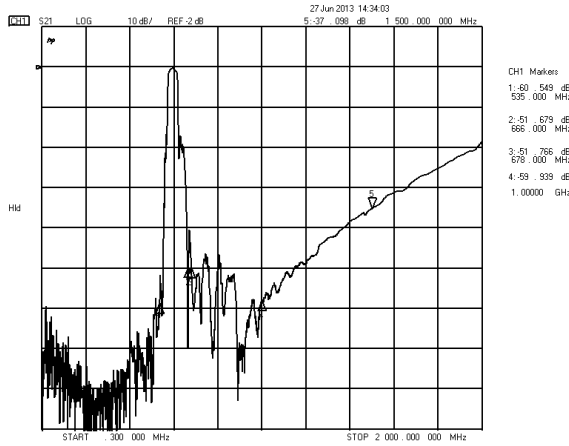
Item		Minimum	Typical	Maximum	Unit
Center Frequency	f_c		594.00		MHz
Insertion Loss(min)	IL		1.6	3.0	dB
Amplitude Ripple (p-p) 578.00 - 610.00MHz	$\Delta\alpha$		0.8	1.5	dB
1.5dB BandWidth	$BW_{1.5dB}$	38.2	38.5		MHz
40dB BandWidth	BW_{40dB}		105	115	MHz
Absolute Attenuation	α				
DC - 535.00 MHz		40.0	55.0		dB
666.00 - 678.00 MHz		40.0	41.0		dB
678.00 - 1000.00 MHz		40.0	45.0		dB
Input VSWR 578.00 - 610.00MHz			1.8:1	2.0:1	/
Output VSWR 578.00 - 610.00MHz			1.8:1	2.0:1	/

Frequency Characteristics

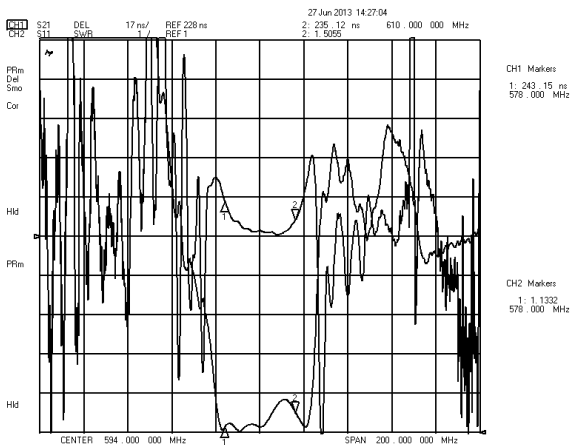
Frequency Response



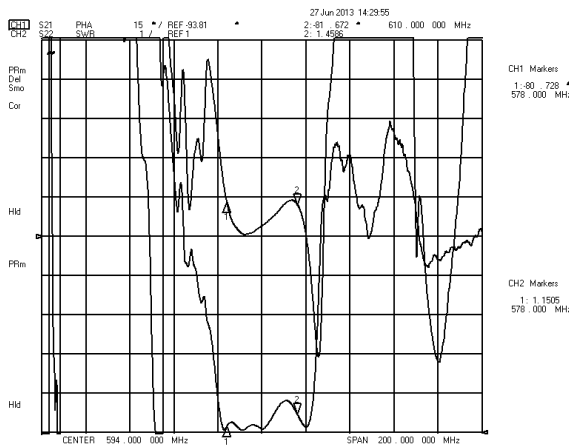
Frequency Response (wideband)



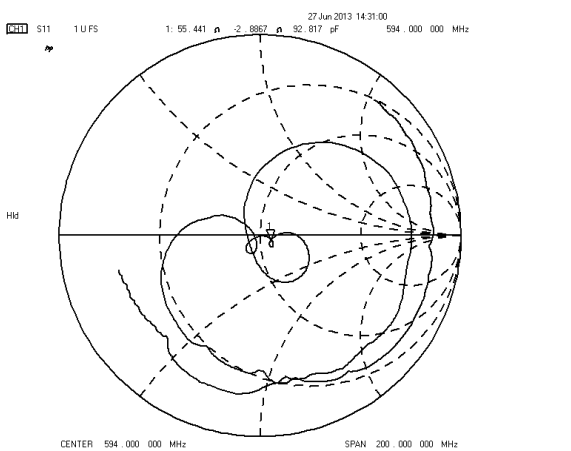
Delay Ripple & S11 VSWR



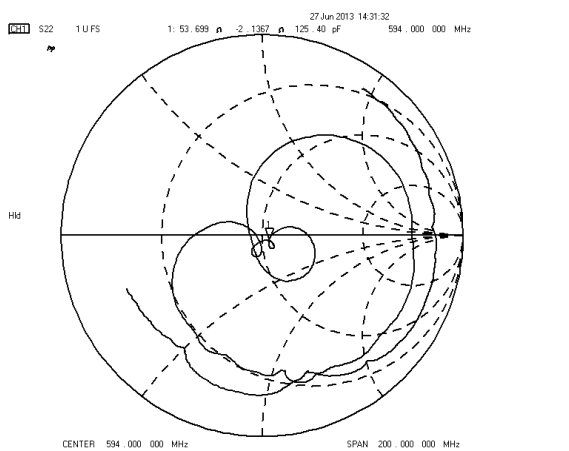
Phase Linearity & S22 VSWR



S11 Smith Chart



S22 Smith Chart



Packing Information

Carrier Tape



* B0: 5.35 for QCC8C; 4.15 for DCC6/QCC8B; 3.35 for DCC6C/QCC8D

Reel Dimensions



Outer Packing

Type	Quantity	Dimension	Description	Weight
Internal box	1000	190×188×42	carton box	0.18
External box	10000	235×205×210	2 reel / internal box 5 boxes / external box	1.80

Unit: mm

Unit: kg

Notes

1. As a result of the particularity of inner structure of SAW products, it easy to be breakdown by electrostatic, so we should pay attention to **ESD protect** in the test.
2. **Static voltage** between signal load and ground may cause deterioration and destruction of the component. Please avoid static voltage.
3. **Ultrasonic cleaning** may cause deterioration and destruction of the component. Please avoid ultrasonic cleaning.
4. Only leads of component may **be soldered**. Please avoid soldering another part of component.
5. There is a close relationship between the device's performance and **matching network**. The specifications of this device are based on the test circuit shown above. L and C values may change depending on board layout. Values shown are intended as a guide only.