



APPROVAL SHEET

Approval Specification	Customer's Approval Certificate
<p>TO:</p> <p>Part No.:</p> <p>Customer's Part No.:</p>	<p>Please return this copy as a certification of your approval</p> <p>Checked & Approved by:</p> <p>Date:</p>

BEIJING ZHONGXUN SIFANG SCIENCE & TECHNOLOGY CO.,LTD.

Tel: +86-010-58937383
 Fax: +86-010-58937263
 E-mail: bjzxsf@bjzxsf.net
 Website: <http://www.bjzxsf.net>
 Add: No 201, Block A. Building 3. Yongjie Beilu
 Yongfeng high-tech industrial base
 Haidian District Beijing city



Part No.	:	SF1323
Pages	:	6
Date	:	2013/9/9
Revision	:	1.0

Prepared by:	郑宝琴
Checked by:	
Approved by:	

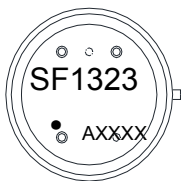
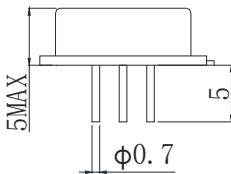
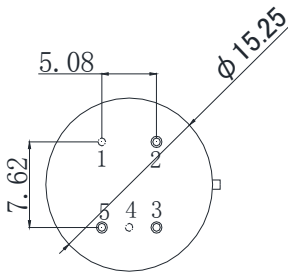
Application

- Low-loss SAW component
- Low amplitude ripple
- Sharp rejections at both out-bands
- Usable passband 600 KHz

Features

- **RoHS** compatible
- Package size $\phi 15.25 \times 5.00 \text{mm}^3$
- Package Code R15
- **Electrostatic Sensitive Device(ESD)**

Package Dimensions (Unit: mm)



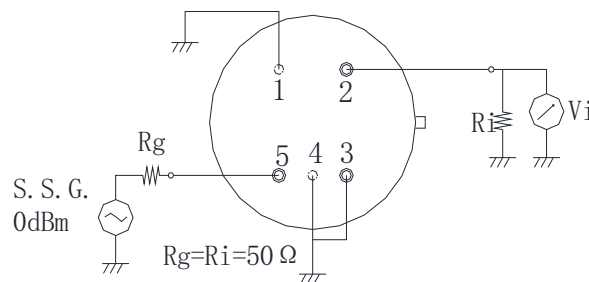
Pin Configuration

Pin No.	Description
5	Input
2	Output
1,3,4	Ground

Marking Description

S	Trademark
F	SAW Filter
1323	Part Number
●	Pin 1
AXXXX	Year Code & Serial No.

Test Circuit



Performance**Maximum Rating**

Item		Value	Unit
DC Voltage	V _{DC}	3	V
Operation Temperature	T	-40 ~ +85	°C
Storage Temperature	T _{stg}	-55 ~ +125	°C
RF Power Dissipation	P	10	dBm

Electronic Characteristics

Test Temperature: 25°C ± 2°C

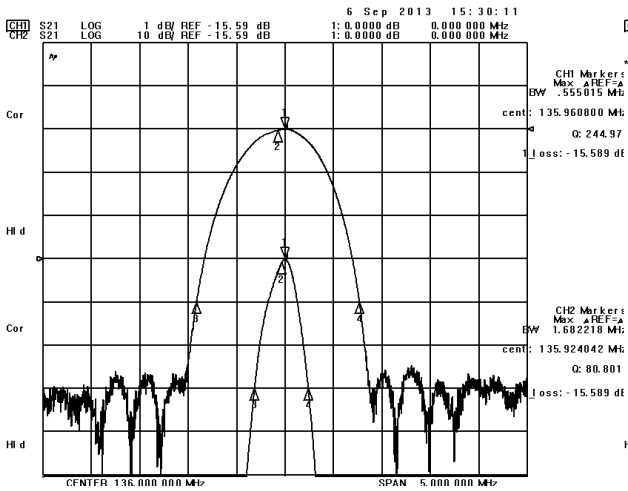
Terminating source impedance: 50Ω

Terminating load impedance: 50Ω

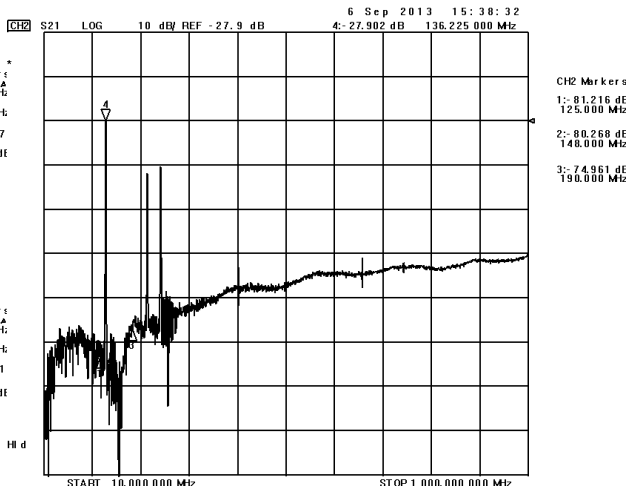
Item		Minimum	Typical	Maximum	Unit
Center Frequency	f _c		136.0		MHz
Insertion Loss(min)	IL		15.5	17.5	dB
3 dB Bandwidth	BW _{3dB}		500		KHz
40 dB Bandwidth	BW _{40dB}		1.6		MHz
Absolute Attenuation	α				
	115.00-135.00 MHz	45.0	50.0		dB
	137.00-180.00 MHz	45.0	50.0		dB

Frequency Characteristics

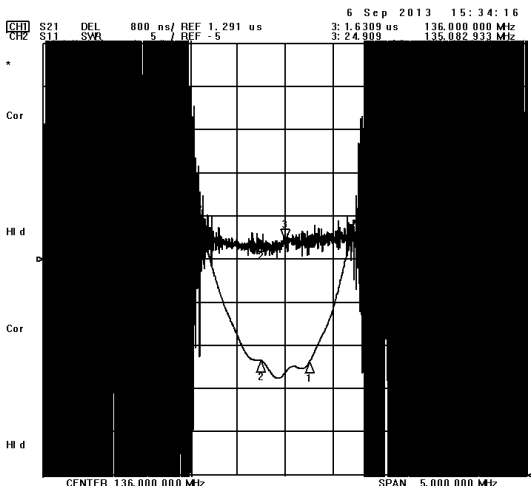
Frequency Response



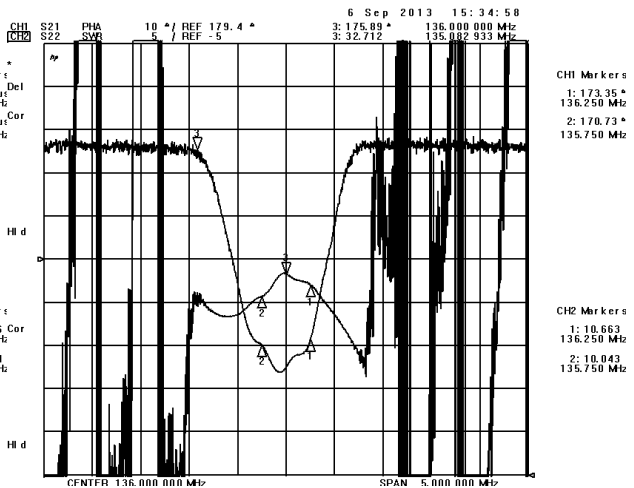
Frequency Response (wideband)



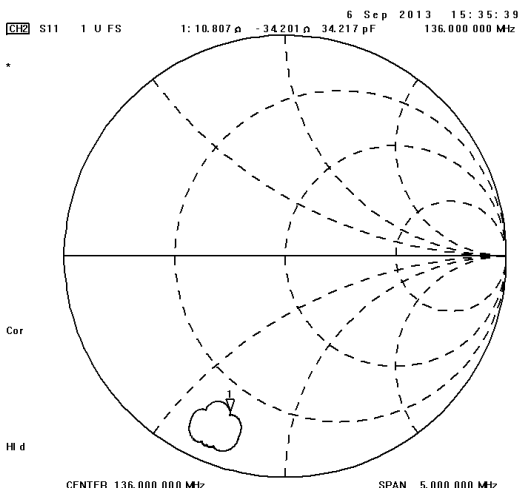
Delay Ripple & S11 VSWR



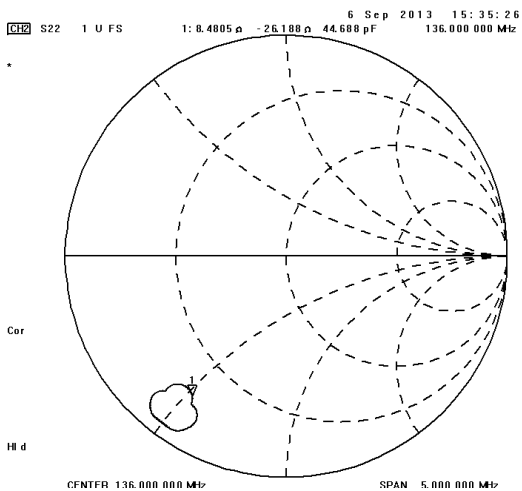
Phase Linearity & S22 VSWR



S11 Smith Chart



S22 Smith Chart



Notes

1. As a result of the particularity of inner structure of SAW products, it easy to be breakdown by electrostatic, so we should pay attention to **ESD protect** in the test.
2. **Static voltage** between signal load and ground may cause deterioration and destruction of the component. Please avoid static voltage.
3. **Ultrasonic cleaning** may cause deterioration and destruction of the component. Please avoid ultrasonic cleaning.
4. Only leads of component may **be soldered**. Please avoid soldering another part of component.
5. There is a close relationship between the device's performance and **matching network**. The specifications of this device are based on the test circuit shown above. L and C values may change depending on board layout. Values shown are intended as a guide only.