



APPROVAL SHEET

| Approval Specification | Customer's Approval Certificate |
|--|---|
| <p>TO:</p> <p>Part No.:</p> <p>Customer's Part No.:</p> | <p>Please return this copy as a certification of your approval</p> <p>Checked & Approved by:</p> <p>Date:</p> |

BEIJING ZHONGXUN SIFANG SCIENCE & TECHNOLOGY CO.,LTD.

Tel: +86-010-58937383
 Fax: +86-010-58937263
 E-mail: bjzxsf@bjzxsf.net
 Website: <http://www.bjzxsf.net>
 Add: No 201, Block A. Building 3. Yongjie Beilu
 Yongfeng high-tech industrial base
 Haidian District Beijing city




| | | |
|----------|---|----------|
| Part No. | : | SF8112 |
| Pages | : | 6 |
| Date | : | 2013/3/8 |
| Revision | : | 1.0 |

| | |
|---------------------|-----|
| Prepared by: | 郑宝琴 |
| Checked by: | |
| Approved by: | |

Application

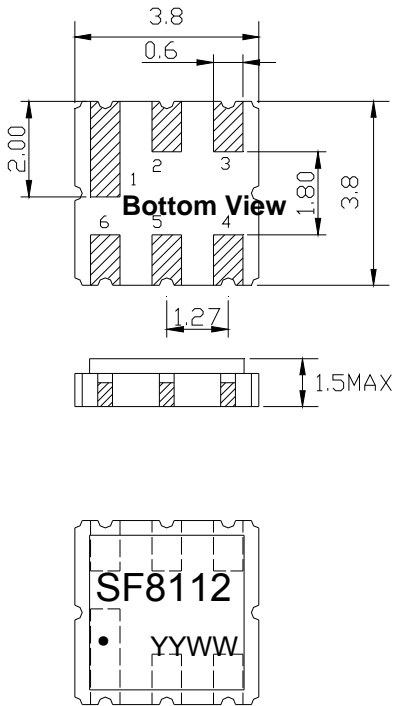
- Low-loss SAW component
- Low amplitude ripple
- Sharp rejections at both out-bands
- Usable passband 38 MHz



Features

- Ceramic Package for **Surface Mounted Technology (SMT)**
- **RoHS** compatible
- Package size 3.80x3.80x1.50mm³
- Package Code DCC6
- **Electrostatic Sensitive Device(ESD)**

Package Dimensions (Unit: mm)



Pin Configuration

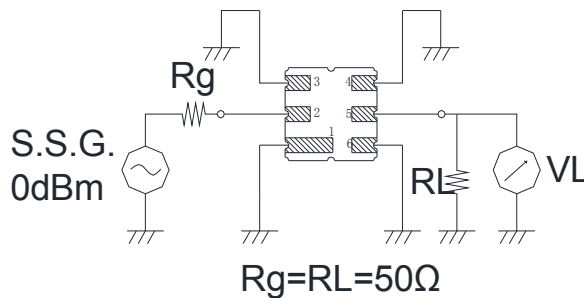
| Pin No. | Description |
|---------|-------------|
| 2 | Input |
| 5 | Output |
| 1,3,4,6 | Ground |

Marking Description

| | |
|-------------|-----------------------|
| S | Trademark |
| F | SAW Filter |
| 8112 | Part Number |
| ● | Pin 1 |
| YYWW | Year Code & Week Code |

*Fig: If the products produced in 06th week of 2012, The year code & week code is 1206.

Test Circuit(Bottom View)



Performance**Maximum Rating**

| Item | | Value | Unit |
|-----------------------|-----------|------------|------|
| DC Voltage | V_{DC} | 3 | V |
| Operation Temperature | T | -40 ~ +85 | °C |
| Storage Temperature | T_{stg} | -55 ~ +125 | °C |
| RF Power Dissipation | P | 10 | dBm |

Electronic Characteristics

Test Temperature: $25^{\circ}\text{C} \pm 2^{\circ}\text{C}$

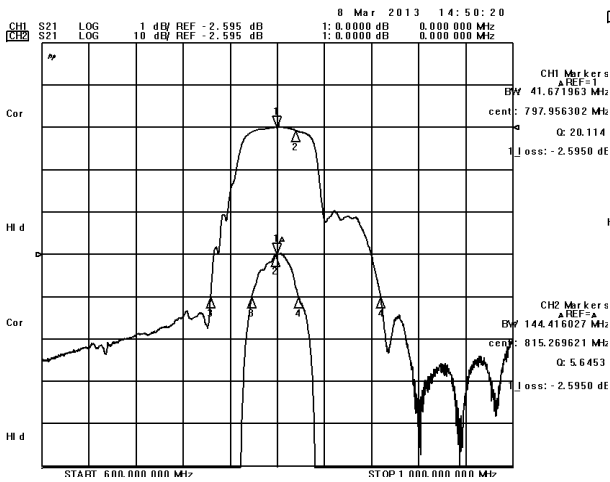
Terminating source impedance: 50Ω

Terminating load impedance: 50Ω

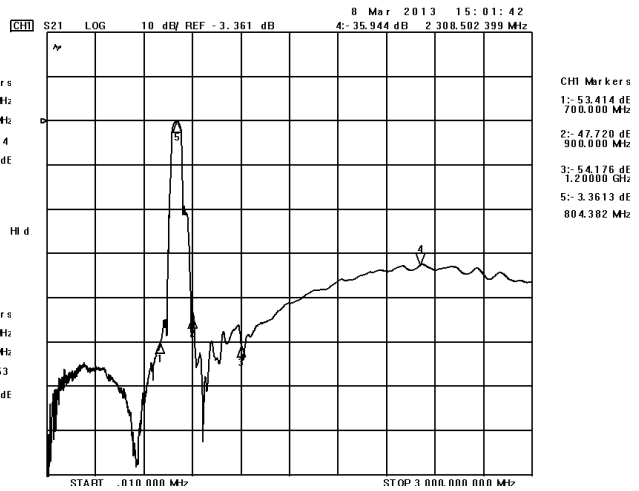
| Item | | Minimum | Typical | Maximum | Unit |
|--|-------------------|---------|---------|---------|------|
| Center Frequency | fc | | 800.00 | | MHz |
| Insertion Loss(min) | IL | | 2.6 | 2.8 | dB |
| Amplitude Ripple (p-p) 780.00-820.00MHz | $\Delta\alpha$ | | 0.9 | 1.0 | dB |
| 1 dB Bandwidth | BW_{1dB} | 40.0 | 42.0 | | MHz |
| Absolute Attenuation | α | | | | |
| | DC -720.00 MHz | 40.0 | 51.0 | | dB |
| | 920.00-1200.00MHz | 40.0 | 45.0 | | dB |

Frequency Characteristics

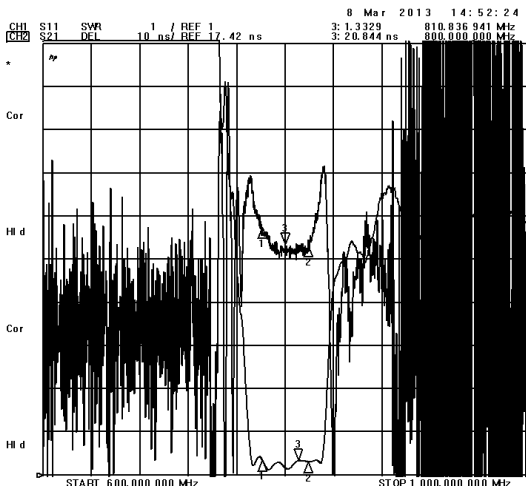
Frequency Response



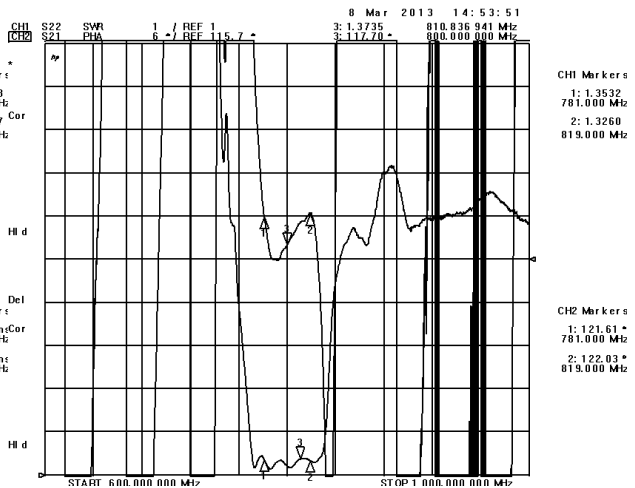
Frequency Response (wideband)



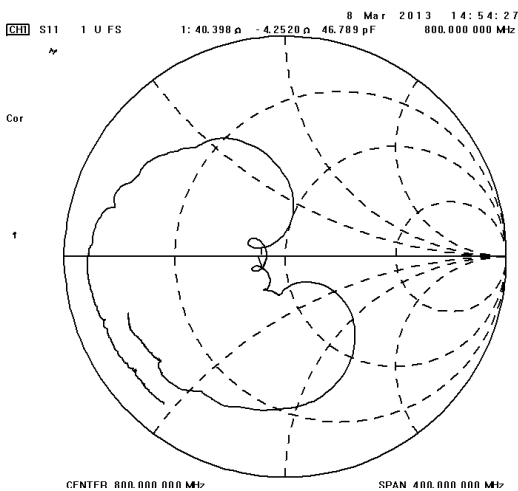
Delay Ripple & S11 VSWR



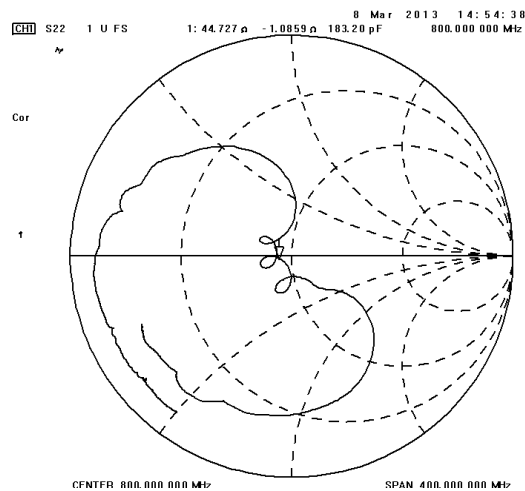
Phase Linearity & S22 VSWR



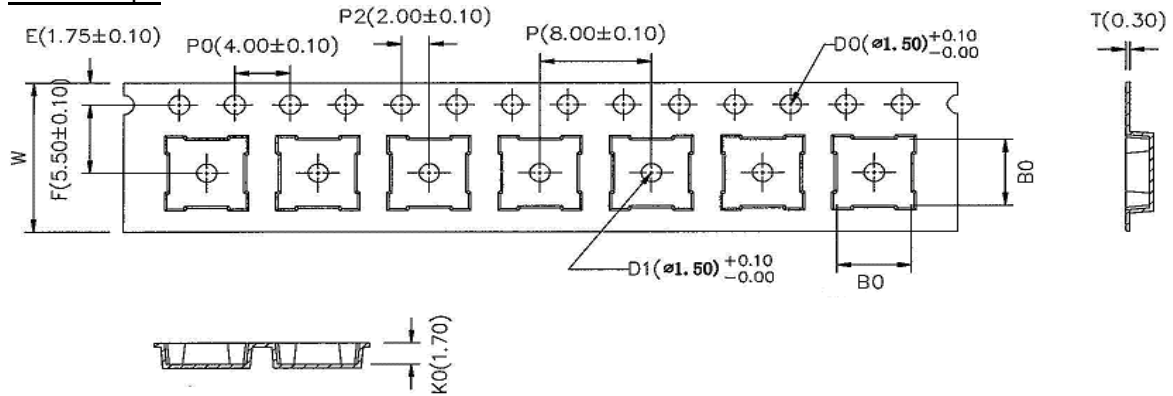
S11 Smith Chart



S22 Smith Chart

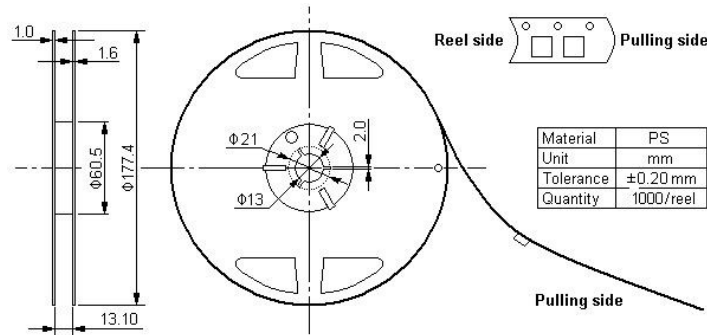


Carrier Tape



* B0: 5.35 for QCC8C; 4.15 for DCC6/QCC8B; 3.35 for DCC6C/QCC8D

Reel Dimensions



Outer Packing

| Type | Quantity | Dimension | Description | Weight |
|--------------|----------|-------------|---|--------|
| Internal box | 1000 | 190×188×42 | carton box 2 reel / internal box 5 boxes / external box | 0.18 |
| External box | 10000 | 235×205×210 | | 1.80 |

Unit: mm

Unit: kg

Notes

1. As a result of the particularity of inner structure of SAW products, it easy to be breakdown by electrostatic, so we should pay attention to **ESD protect** in the test.
2. **Static voltage** between signal load and ground may cause deterioration and destruction of the component. Please avoid static voltage.
3. **Ultrasonic cleaning** may cause deterioration and destruction of the component. Please avoid ultrasonic cleaning.
4. Only leads of component may **be soldered**. Please avoid soldering another part of component.
5. There is a close relationship between the device's performance and **matching network**. The specifications of this device are based on the test circuit shown above. L and C values may change depending on board layout. Values shown are intended as a guide only.