



APPROVAL SHEET

Approval Specification	Customer's Approval Certificate
<p>TO:</p> <p>Part No.:</p> <p>Customer's Part No.:</p>	<p>Please return this copy as a certification of your approval</p> <p>Checked & Approved by:</p> <p>Date:</p>

BEIJING ZHONGXUN SIFANG SCIENCE & TECHNOLOGY CO.,LTD.

Tel: +86-010-58937383
 Fax: +86-010-58937263
 E-mail: bjzxsf@bjzxsf.net
 Website: <http://www.bjzxsf.net>
 Add: No 201, Block A. Building 3. Yongjie Beilu
 Yongfeng high-tech industrial base
 Haidian District Beijing city



Part No.	:	SF1284
Pages	:	6
Date	:	2013/6/5
Revision	:	1.0


Prepared by:	梁浩
Checked by:	
Approved by:	

Application

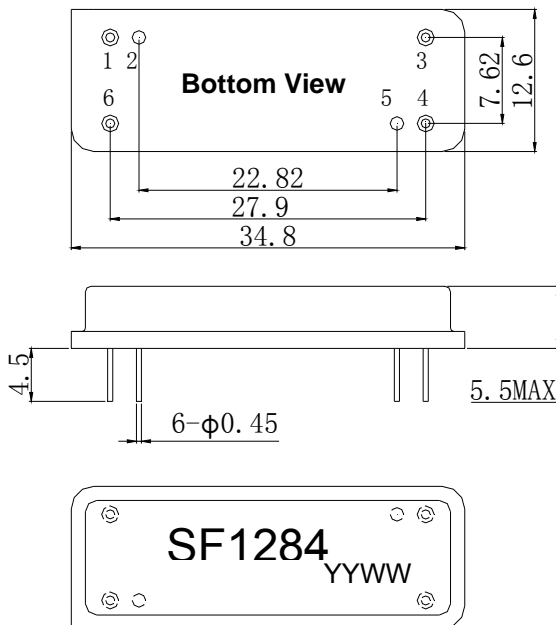
- Low amplitude ripple
- Sharp rejections at both out-bands
- Usable passband 5 MHz
- Low Shape Factor

Features

- RoHS compatible
- Package size 34.8x12.6x5.50mm³
- Package Code DIP3512J
- Electrostatic Sensitive Device(ESD)



Package Dimensions (Unit: mm)



Pin Configuration

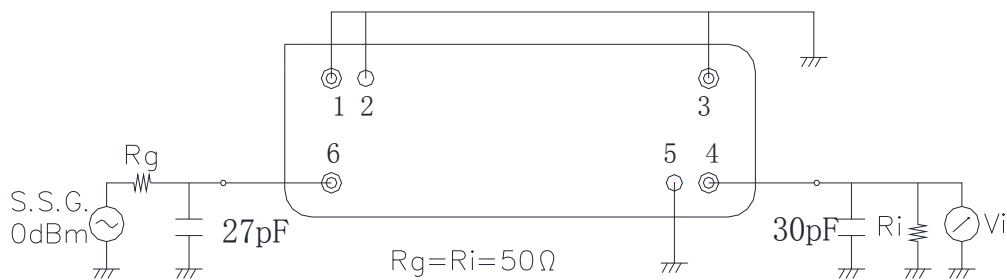
Pin No.	Description
6	Input
4	Output
1,2,3,5	Ground

Marking Description

S	Trademark
F	SAW Filter
1284	Part Number
YYWW	Year Code & Week Code

*Fig: If the products produced in 06th week of 2012, The year code & week code is 1206.

Test Circuit(Bottom View)



Performance**Maximum Rating**

Item		Value	Unit
DC Voltage	V _{DC}	3	V
Operation Temperature	T	-40 ~ +85	°C
Storage Temperature	T _{stg}	-55 ~ +125	°C
RF Power Dissipation	P	10	dBm

Electronic Characteristics

Test Temperature: 25°C ± 2°C

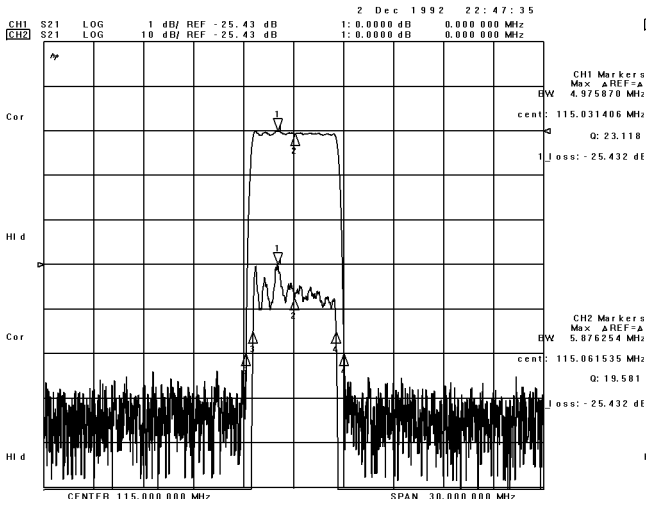
Terminating source impedance: 50Ω

Terminating load impedance: 50Ω

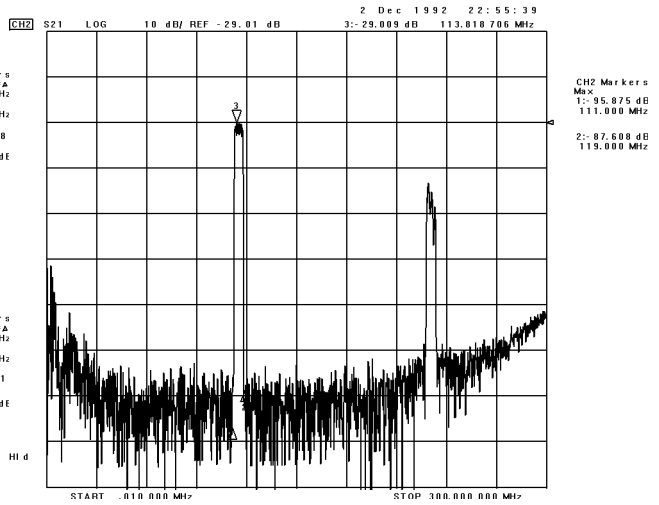
Item		Minimum	Typical	Maximum	Unit
Center Frequency	f _c	114.9	115.0	115.1	MHz
Insertion Loss(min)	IL		25.4	28.0	dB
Amplitude Ripple (p-p) 112.70-117.30MHz	Δα		1.0	1.5	dB
1.5 dB Bandwidth	BW _{1.5dB}		4.97		MHz
3 dB Bandwidth	BW _{3dB}	5.08	5.11		MHz
35 dB Bandwidth	BW _{35dB}		5.75	5.80	MHz
45 dB Bandwidth	BW _{45dB}		5.84		MHz
50 dB Bandwidth	BW _{50dB}		5.87		MHz
Absolute Attenuation	α				
	30.00-107.45MHz	50.0	60.0		dB
	107.45MHz	50.0	59.0		dB
	111.45MHz	50.0	59.0		dB
	111.85MHz	45.0	56.0		dB
	112.05MHz	30.0	50.0		dB
	117.95 MHz	30.0	50.0		dB
	118.15MHz	45.0	55.0		dB
	118.55MHz	50.0	59.0		dB
	122.55MHz	50.0	60.0		dB
	122.55-210.00MHz	50.0	60.0		dB

Frequency Characteristics

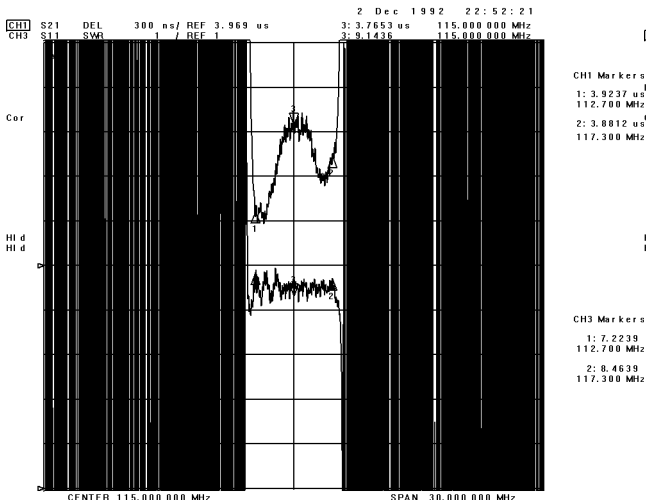
Frequency Response



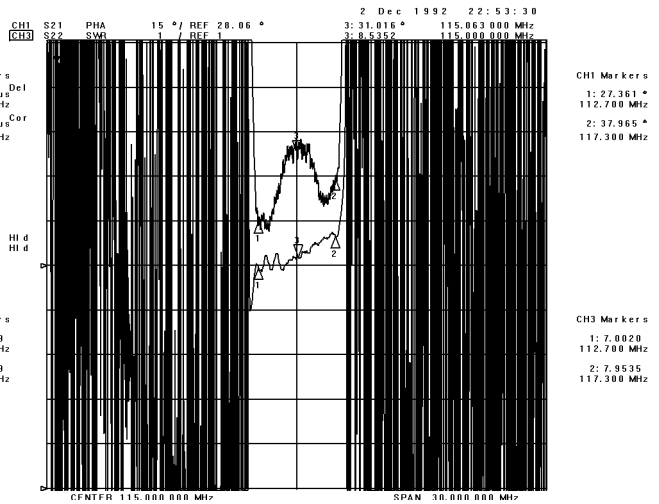
Frequency Response (wideband)



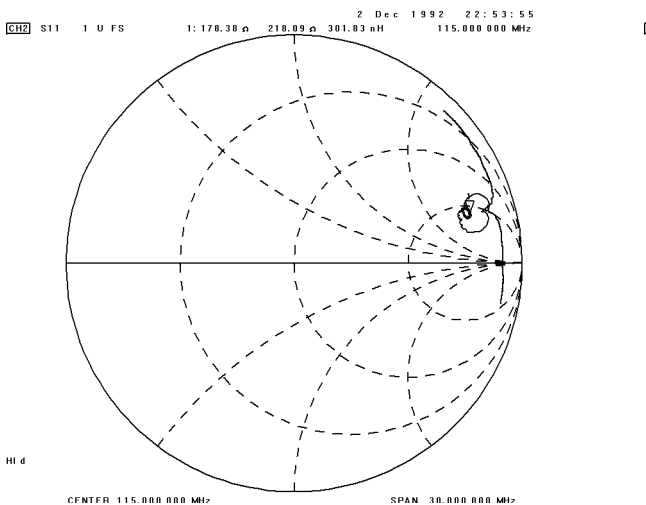
Delay Ripple & S11 VSWR



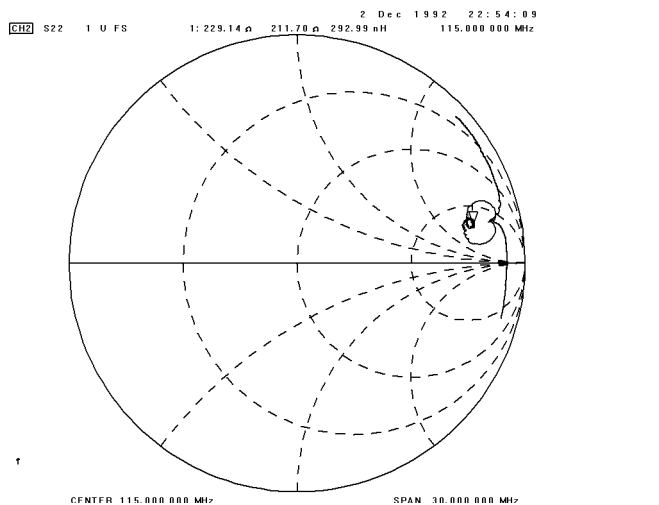
Phase Linearity & S22 VSWR



S11 Smith Chart



S22 Smith Chart



Notes

1. As a result of the particularity of inner structure of SAW products, it easy to be breakdown by electrostatic, so we should pay attention to **ESD protect** in the test.
2. **Static voltage** between signal load and ground may cause deterioration and destruction of the component. Please avoid static voltage.
3. **Ultrasonic cleaning** may cause deterioration and destruction of the component. Please avoid ultrasonic cleaning.
4. Only leads of component may **be soldered**. Please avoid soldering another part of component.
5. There is a close relationship between the device's performance and **matching network**. The specifications of this device are based on the test circuit shown above. L and C values may change depending on board layout. Values shown are intended as a guide only.