



# APPROVAL SHEET

Approval Specification	Customer's Approval Certificate
<p><b>TO:</b></p> <p><b>Part No.:</b></p> <p><b>Customer's Part No.:</b></p>	<p>Please return this copy as a certification of your approval</p> <p><b>Checked &amp; Approved by:</b></p> <p><b>Date:</b></p>

## BEIJING ZHONGXUN SIFANG SCIENCE & TECHNOLOGY CO.,LTD.

Tel: +86-010-58937383  
 Fax: +86-010-58937263  
 E-mail: [bjzxsf@bjzxsf.net](mailto:bjzxsf@bjzxsf.net)  
 Website: <http://www.bjzxsf.net>  
 Add: No 201, Block A. Building 3. Yongjie Beilu  
 Yongfeng high-tech industrial base  
 Haidian District Beijing city



Part No.	:	SF0156
Pages	:	6
Date	:	2013/5/24
Revision	:	1.1


<b>Prepared by:</b>	郑宝琴
<b>Checked by:</b>	
<b>Approved by:</b>	

**Application**

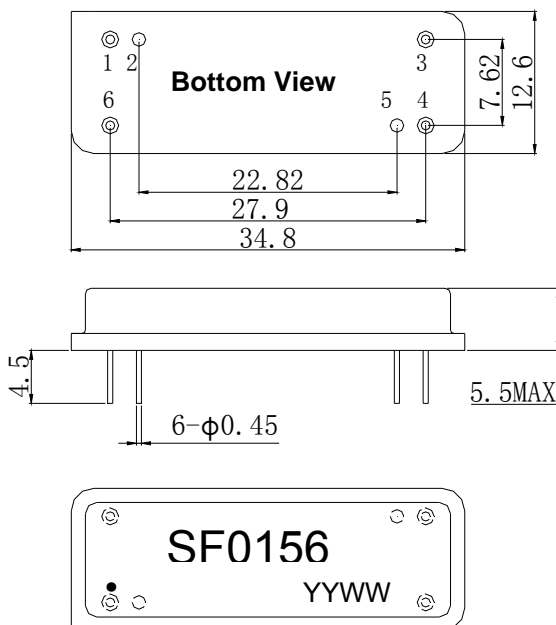
- Low amplitude ripple
- Sharp rejections at both out-bands
- Usable passband 6 MHz
- Low shape factor

**Features**

- RoHS compatible
- Package size 34.8x12.6x5.50mm<sup>3</sup>
- Package Code DIP3512J
- Electrostatic Sensitive Device(ESD)



**Package Dimensions (Unit: mm)**



**Pin Configuration**

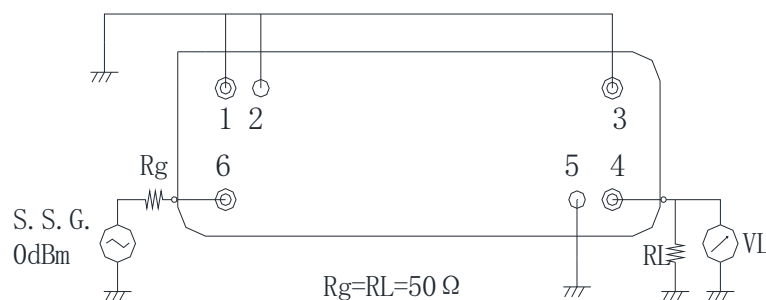
Pin No.	Description
6	Input
4	Output
1,2,3,5	Ground

**Marking Description**

<b>S</b>	Trademark
<b>F</b>	SAW Filter
<b>0156</b>	Part Number
<b>●</b>	Pin 1
<b>YYWW</b>	Year Code & Week Code

\*Fig: If the products produced in 06<sup>th</sup> week of 2012, The year code & week code is 1206.

**Test Circuit(Bottom View)**



**Performance****Maximum Rating**

Item		Value	Unit
DC Voltage	V <sub>DC</sub>	3	V
Operation Temperature	T	-40 ~ +85	°C
Storage Temperature	T <sub>stg</sub>	-55 ~ +125	°C
RF Power Dissipation	P	10	dBm

**Electronic Characteristics**

Test Temperature: 25°C ± 2°C

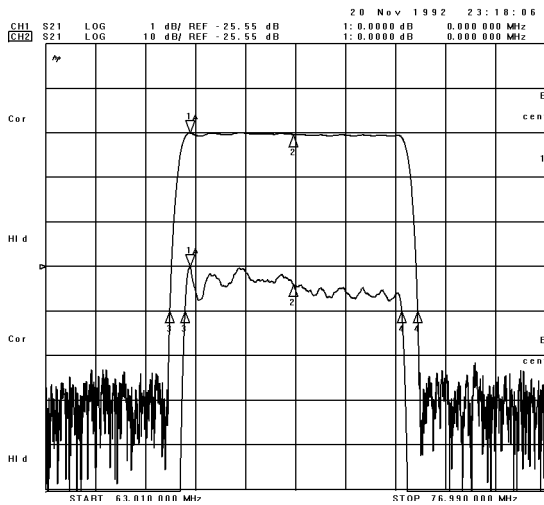
Terminating source impedance: 50Ω

Terminating load impedance: 50Ω

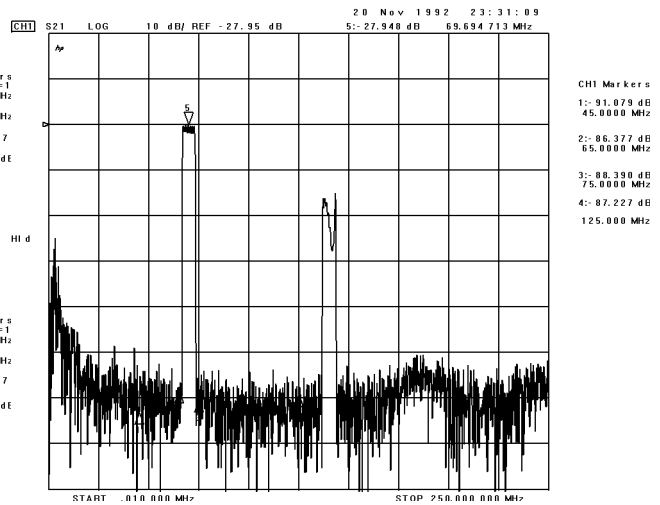
Item		Minimum	Typical	Maximum	Unit
Center Frequency	f <sub>c</sub>	69.9	70.0	70.1	MHz
Insertion Loss(min)	IL		25.5	26.0	dB
Amplitude Ripple (p-p) 67.10-72.90 MHz	Δα		0.8	1.0	dB
1 dB Bandwidth	BW <sub>1dB</sub>	6.0	6.1		MHz
40 dB Bandwidth	BW <sub>40dB</sub>		6.9	7.2	MHz
50 dB Bandwidth	BW <sub>50dB</sub>		7.0	8.0	MHz
Absolute Attenuation	α				
	55.00 -65.00MHz	50.0	52.0		dB
	66.60MHz	20.0	28.0		dB
	73.40MHz	20.0	28.0		dB
	75.00-125.00MHz	50.0	55.0		dB

Frequency Characteristics

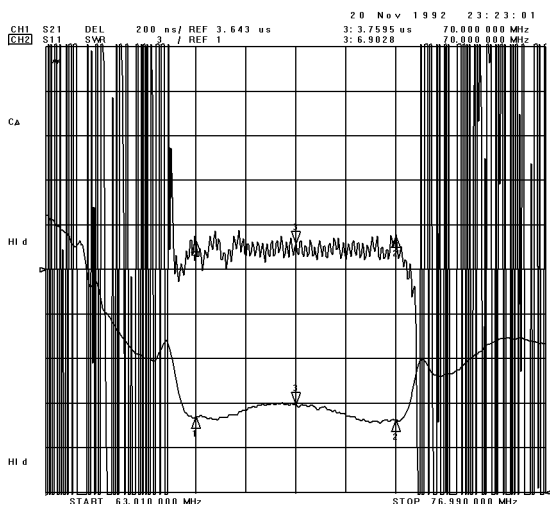
Frequency Response



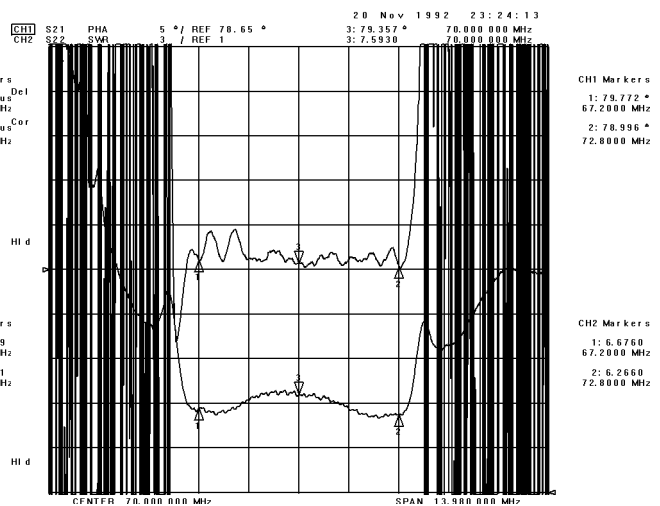
Frequency Response (wideband)



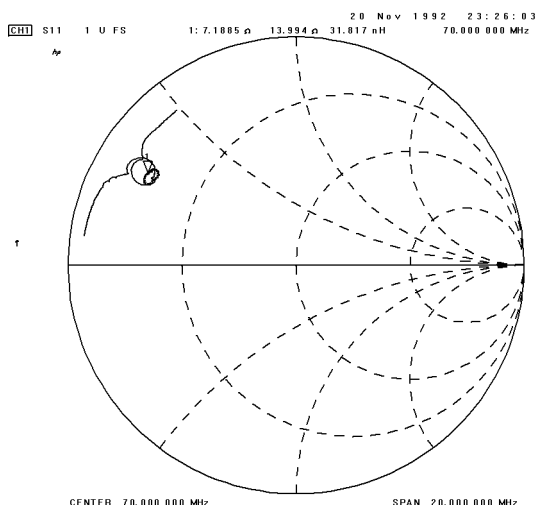
Delay Ripple & S11 VSWR



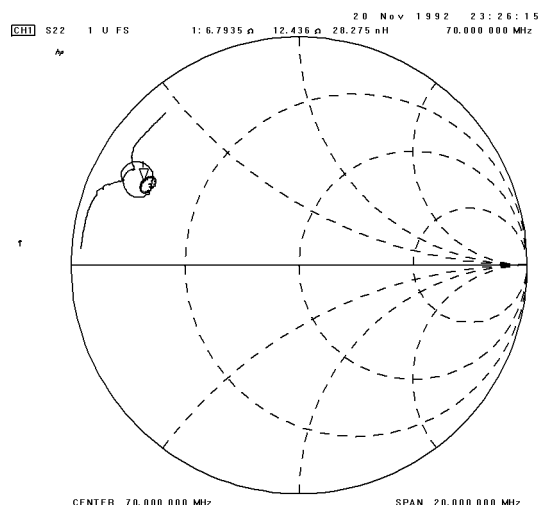
Phase Linearity & S22 VSWR



S11 Smith Chart



S22 Smith Chart





**Notes**

1. As a result of the particularity of inner structure of SAW products, it easy to be breakdown by electrostatic, so we should pay attention to **ESD protect** in the test.
2. **Static voltage** between signal load and ground may cause deterioration and destruction of the component. Please avoid static voltage.
3. **Ultrasonic cleaning** may cause deterioration and destruction of the component. Please avoid ultrasonic cleaning.
4. Only leads of component may **be soldered**. Please avoid soldering another part of component.
5. There is a close relationship between the device's performance and **matching network**. The specifications of this device are based on the test circuit shown above. L and C values may change depending on board layout. Values shown are intended as a guide only.