



# APPROVAL SHEET

Approval Specification	Customer's Approval Certificate
<p><b>TO:</b></p> <p><b>Part No.:</b></p> <p><b>Customer's Part No.:</b></p>	<p>Please return this copy as a certification of your approval</p> <p><b>Checked &amp; Approved by:</b></p> <p><b>Date:</b></p>

## BEIJING ZHONGXUN SIFANG SCIENCE & TECHNOLOGY CO.,LTD.

Tel: +86-010-58937383  
 Fax: +86-010-58937263  
 E-mail: [bjzxsf@bjzxsf.net](mailto:bjzxsf@bjzxsf.net)  
 Website: <http://www.bjzxsf.net>  
 Add: No 201, Block A. Building 3. Yongjie Beilu  
 Yongfeng high-tech industrial base  
 Haidian District Beijing city



Part No.	:	SF0486
Pages	:	6
Date	:	2015/1/13
Revision	:	1.0

<b>Prepared by:</b>	梁浩
<b>Checked by:</b>	
<b>Approved by:</b>	

**Application**

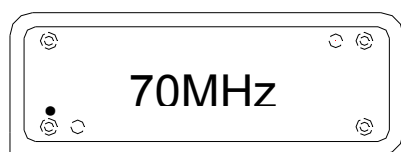
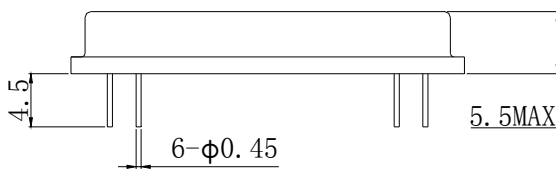
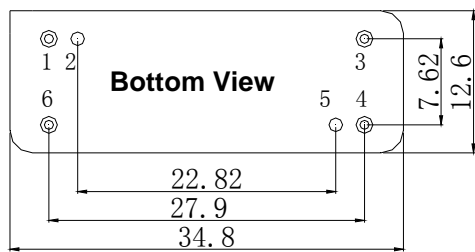
- High-loss SAW component
- Low amplitude ripple
- Sharp rejections at both out-bands
- Passband 4.1 MHz
- Low Shape factor



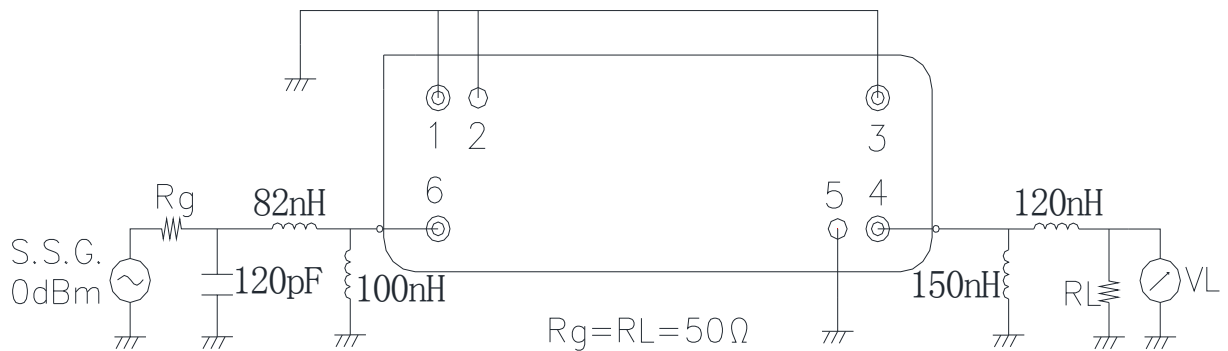
**Features**

- RoHS compatible
- Package size 34.8x12.6x5.50mm<sup>3</sup>
- Package Code DIP3512
- Electrostatic Sensitive Device(ESD)

**Package Dimensions (Unit: mm)**



**Test Circuit(Bottom View)**



**Pin Configuration**

Pin No.	Description
6	Input
4	Output
1,2,3,5	Ground

**Marking Description**

70MHz	Center Frequency
●	Pin 1

**Performance****Maximum Rating**

Item		Value	Unit
DC Voltage	V <sub>DC</sub>	3	V
Operation Temperature	T	-40 ~ +85	°C
Storage Temperature	T <sub>stg</sub>	-40 ~ +85	°C
RF Power Dissipation	P	10	dBm

**Electronic Characteristics**

Test Temperature: 25°C ± 2°C

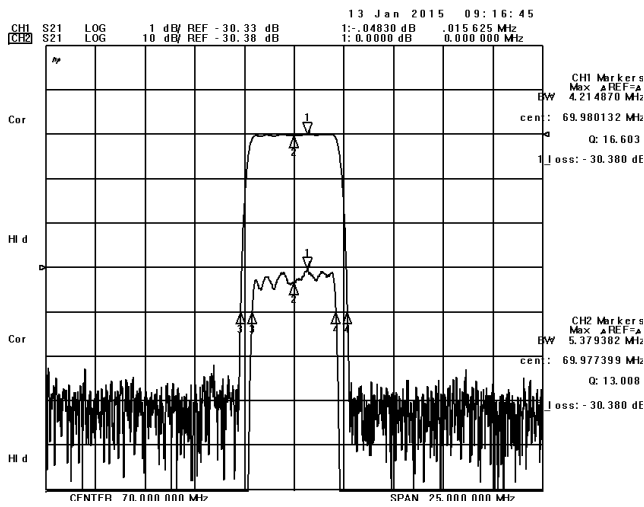
Terminating source impedance: 50Ω

Terminating load impedance: 50Ω

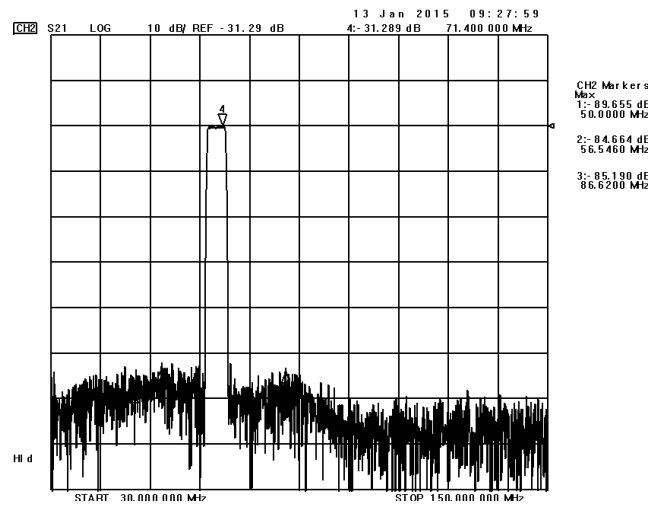
Item		Minimum	Typical	Maximum	Unit
Center Frequency	f <sub>c</sub>		70.0		MHz
Insertion Loss(min)	IL		30.4	31.0	dB
Amplitude Ripple	Δα		0.5	1.0	dB
1 dB Bandwidth	BW <sub>1dB</sub>	4.1	4.2		MHz
3 dB Bandwidth	BW <sub>3dB</sub>	4.3	4.4		MHz
40 dB Bandwidth	BW <sub>40dB</sub>		5.4	5.5	MHz
50 dB Bandwidth	BW <sub>50dB</sub>		5.5	5.6	MHz
Absolute Delay	AD		3.8	4.0	us
Group Delay Ripple 67.95-72.05MHz	GDR		140.0	150.0	ns
Absolute Attenuation	α	52.0	53.0		dB

Frequency Characteristics

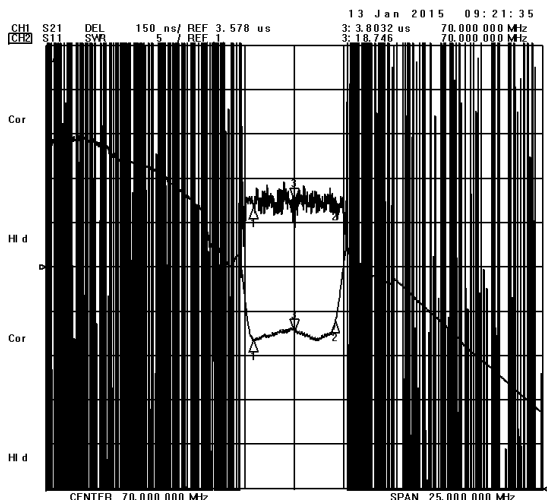
Frequency Response



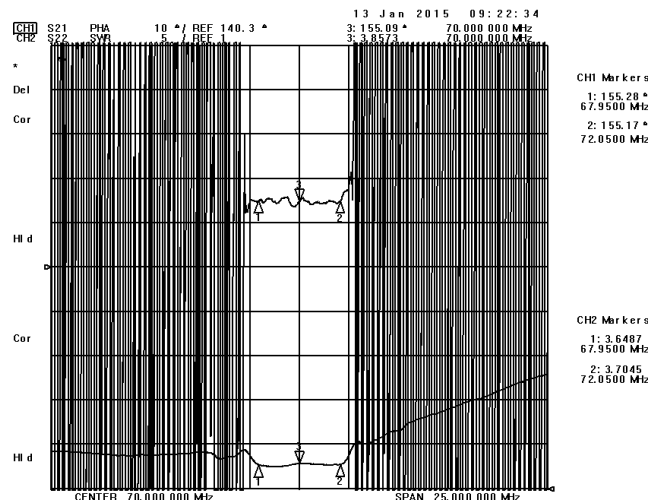
Frequency Response (wideband)



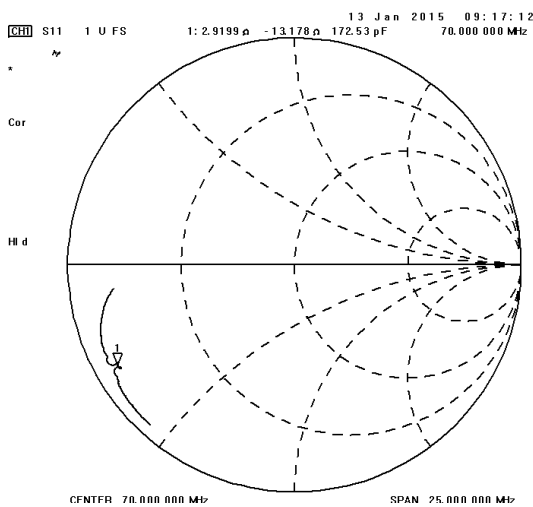
Delay Ripple & S11 VSWR



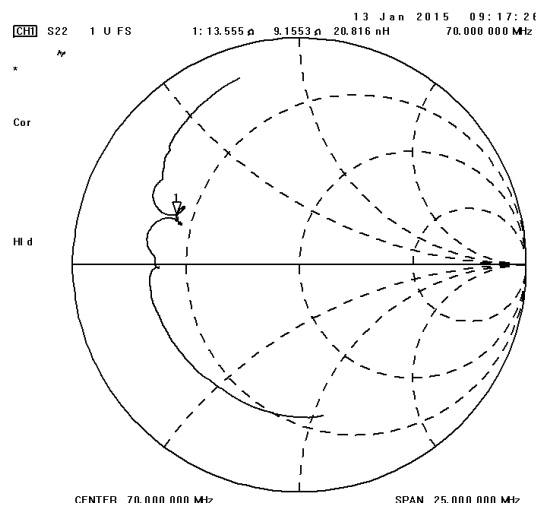
Phase Linearity & S22 VSWR



S11 Smith Chart



S22 Smith Chart





**Notes**

1. As a result of the particularity of inner structure of SAW products, it easy to be breakdown by electrostatic, so we should pay attention to **ESD protect** in the test.
2. **Static voltage** between signal load and ground may cause deterioration and destruction of the component. Please avoid static voltage.
3. **Ultrasonic cleaning** may cause deterioration and destruction of the component. Please avoid ultrasonic cleaning.
4. Only leads of component may **be soldered**. Please avoid soldering another part of component.
5. There is a close relationship between the device's performance and **matching network**. The specifications of this device are based on the test circuit shown above. L and C values may change depending on board layout. Values shown are intended as a guide only.