



APPROVAL SHEET

Approval Specification	Customer's Approval Certificate
<p>TO:</p> <p>Part No.:</p> <p>Customer's Part No.:</p>	<p>Please return this copy as a certification of your approval</p> <p>Checked & Approved by:</p> <p>Date:</p>

BEIJING ZHONGXUN SIFANG SCIENCE & TECHNOLOGY CO.,LTD.

Tel: +86-010-58937383
 Fax: +86-010-58937263
 E-mail: bjzxsf@bjzxsf.net
 Website: <http://www.bjzxsf.net>
 Add: No 201, Block A. Building 3. Yongjie Beilu
 Yongfeng high-tech industrial base
 Haidian District Beijing city



Part No.	:	SF1518
Pages	:	6
Date	:	2015/6/2
Revision	:	1.0

Prepared by:	梁浩
Checked by:	
Approved by:	

Application

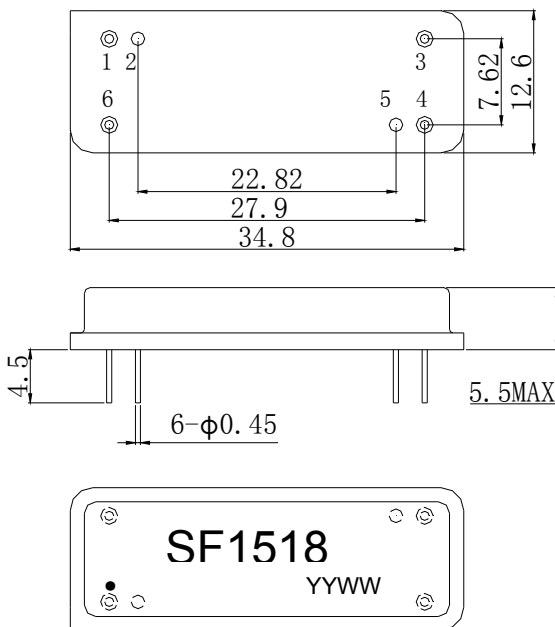
- High-loss SAW component
- Low amplitude ripple
- Sharp rejections at both out-bands
- Passband 4.4 MHz



Features

- RoHS compatible
- Package size 34.8x12.6x5.50mm³
- Package Code DIP3512
- Electrostatic Sensitive Device(ESD)

Package Dimensions (Unit: mm)



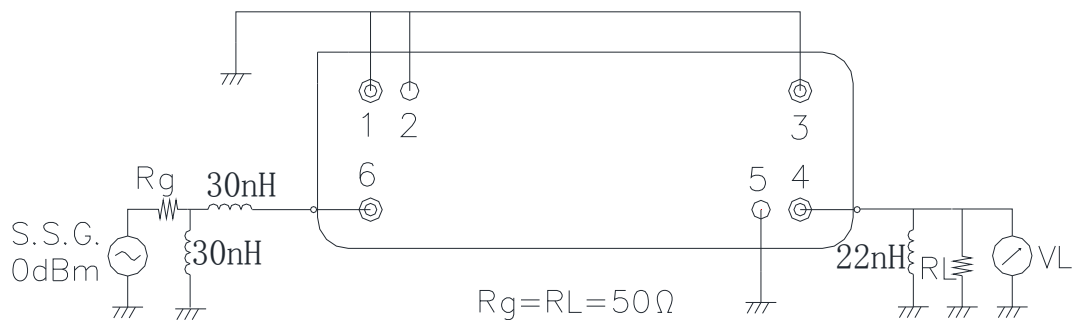
Pin Configuration

Pin No.	Description
6	Input
4	Output
1,2,3,5	Ground

Marking Description

S	Trademark
F	SAW Filter
1518	Part Number
●	Pin 1
YYWW	Year Code & Week Code

Test Circuit(Bottom View)



Performance**Maximum Rating**

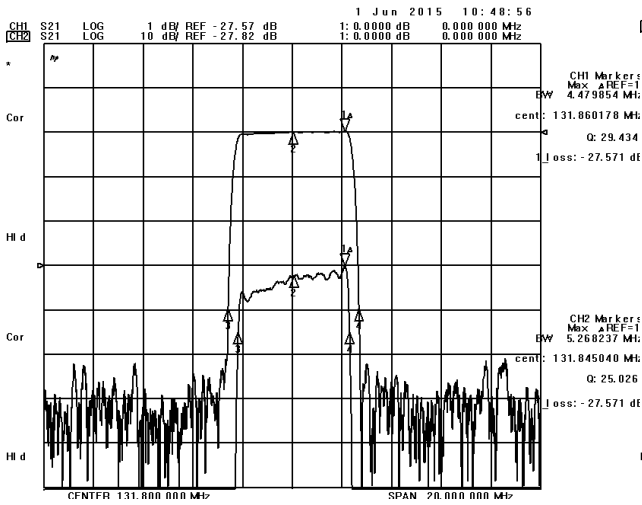
Item		Value	Unit
DC Voltage	V_{DC}	3	V
Operation Temperature	T	-40 ~ +85	°C
Storage Temperature	T_{stg}	-55 ~ +125	°C
RF Power Dissipation	P	10	dBm

Electronic CharacteristicsTest Temperature: $25^{\circ}\text{C} \pm 2^{\circ}\text{C}$ Terminating source impedance: 50Ω Terminating load impedance: 50Ω

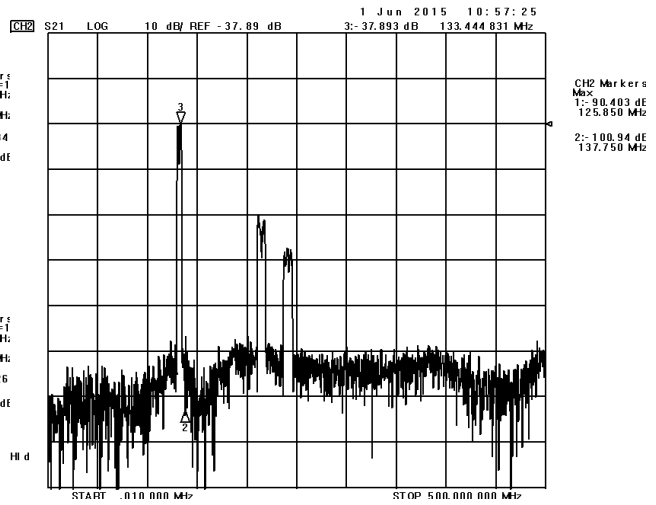
Item		Minimum	Typical	Maximum	Unit
Center Frequency	fc	131.70	131.80	131.90	MHz
Insertion Loss(min)	IL		27.6	30.0	dB
Amplitude Ripple	$\Delta\alpha$		0.8	1.0	dB
1.5 dB Bandwidth	$BW_{1.5dB}$	4.40	4.47		MHz
3 dB Bandwidth	BW_{3dB}	4.50	4.60		MHz
30dB Bandwidth	BW_{30dB}		5.10	5.25	MHz
40dB Bandwidth	BW_{40dB}		5.27	5.40	MHz
50 dB Bandwidth	BW_{50dB}		5.37	5.60	MHz
Absolute Delay	AD		3.64	4.00	us
Absolute Attenuation	α				
	125.85MHz	50.0	52.0		dB
	137.75MHz	50.0	63.0		dB

Frequency Characteristics

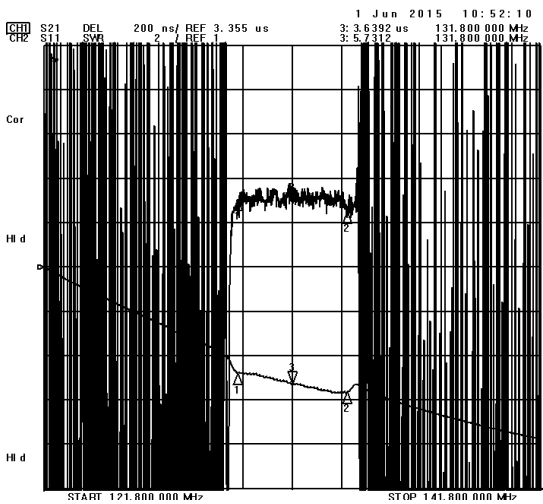
Frequency Response



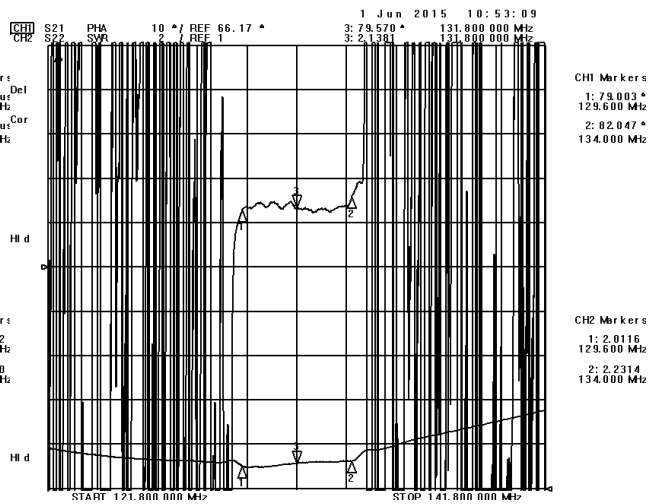
Frequency Response (wideband)



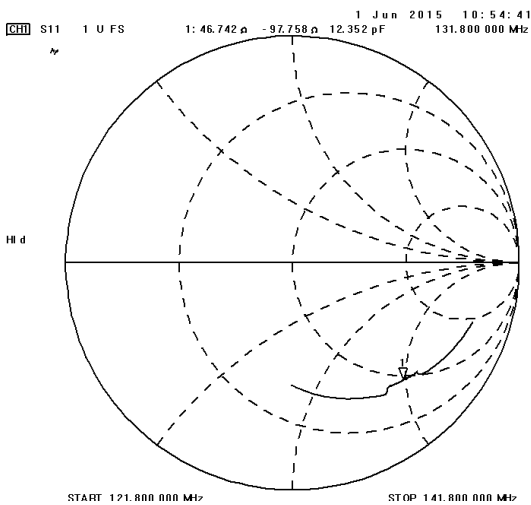
Delay Ripple & S11 VSWR



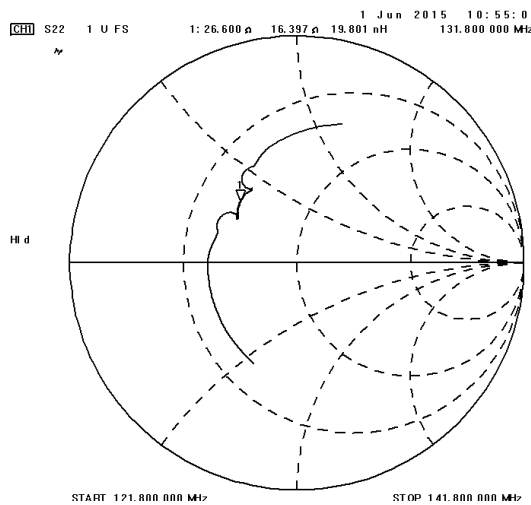
Phase Linearity & S22 VSWR



S11 Smith Chart



S22 Smith Chart



Notes

1. As a result of the particularity of inner structure of SAW products, it easy to be breakdown by electrostatic, so we should pay attention to **ESD protect** in the test.
2. **Static voltage** between signal load and ground may cause deterioration and destruction of the component. Please avoid static voltage.
3. **Ultrasonic cleaning** may cause deterioration and destruction of the component. Please avoid ultrasonic cleaning.
4. Only leads of component may **be soldered**. Please avoid soldering another part of component.
5. There is a close relationship between the device's performance and **matching network**. The specifications of this device are based on the test circuit shown above. L and C values may change depending on board layout. Values shown are intended as a guide only.