



APPROVAL SHEET

Approval Specification	Customer's Approval Certificate
<p>TO:</p> <p>Part No.:</p> <p>Customer's Part No.:</p>	<p>Please return this copy as a certification of your approval</p> <p>Checked & Approved by:</p> <p>Date:</p>

BEIJING ZHONGXUN SIFANG SCIENCE & TECHNOLOGY CO.,LTD.

Tel: +86-010-62968745
 Fax: +86-010-62973654
 E-mail: bjzxsf@bjzxsf.net
 Website: <http://www.bjzxsf.net>
 Add: NO.7 NieGeZhuang Rd,SuJiaTuo Town,
 HaiDian District,Beijing,P.R.China



Part No.	:	SF1186
Pages	:	6
Date	:	2013/6/18
Revision	:	1.0

Prepared by:	郑宝琴
Checked by:	
Approved by:	

Application

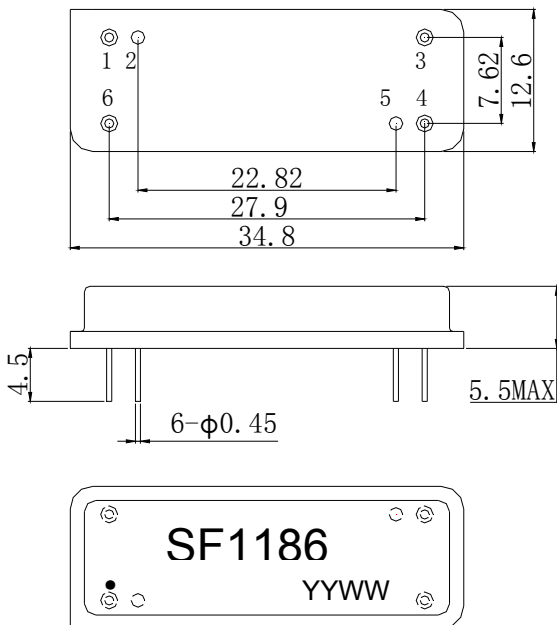
- Low amplitude ripple
- Sharp rejections at both out-bands
- Usable passband 20 MHz
- Low Shape Factor.

Features

- RoHS compatible
- Package size 34.8x12.6x5.50mm³
- Package Code DIP3512J
- Electrostatic Sensitive Device(ESD)



Package Dimensions (Unit: mm)



Pin Configuration

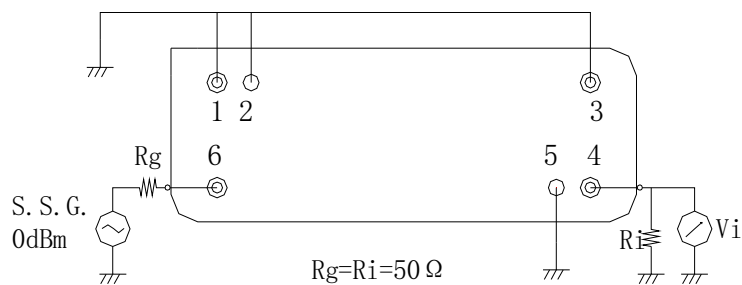
Pin No.	Description
6	Input
4	Output
1,2,3,5	Ground

Marking Description

S	Trademark
F	SAW Filter
1186	Part Number
●	Pin 1
YYWW	Year Code & Week Code

*Fig: If the products produced in 06th week of 2012, The year code & week code is 1206.

Test Circuit



Performance**Maximum Rating**

Item		Value	Unit
DC Voltage	V _{DC}	3	V
Operation Temperature	T	-40 ~ +85	°C
Storage Temperature	T _{stg}	-55 ~ +125	°C
RF Power Dissipation	P	10	dBm

Electronic Characteristics

Test Temperature: 25°C ± 2°C

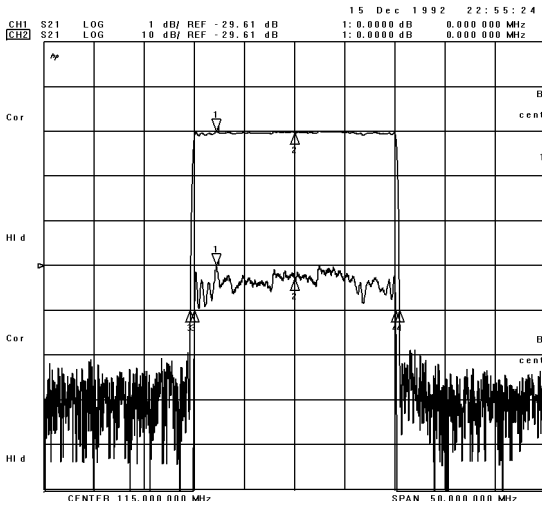
Terminating source impedance: 50Ω

Terminating load impedance: 50Ω

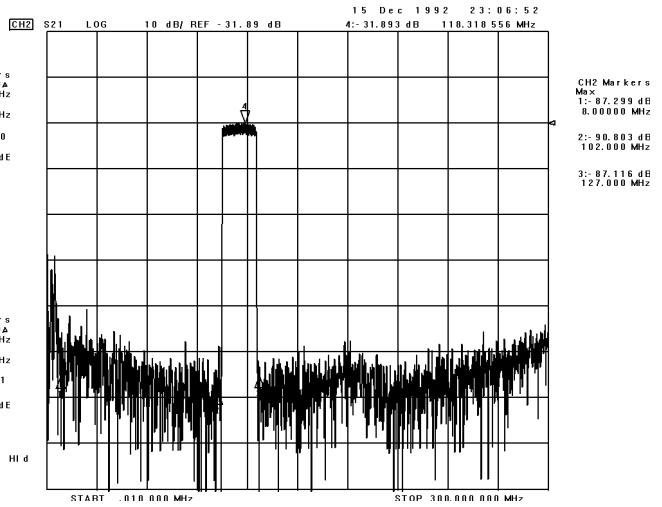
Item		Minimum	Typical	Maximum	Unit
Center Frequency	f _c	114.9	115.0	115.1	MHz
Insertion Loss	115.00 MHz IL		29.9	32.0	dB
Amplitude Ripple (p-p)	105.10-124.90 MHz Δα		0.9	1.5	dB
1.5 dB Bandwidth	BW _{1.5dB}	20.00	20.10		MHz
40 dB Bandwidth	BW _{40dB}		20.86	21.0	MHz
Absolute Delay	115.00 MHz		3.7	4.5	ns
Absolute Attenuation	α				
	30.00 -100.00 MHz	45.0	48.0		dB
	100.00 MHz	50.0	55.0		dB
	104.00 MHz	50.0	55.0		dB
	104.40 MHz	45.0	50.0		dB
	104.60 MHz	25.0	28.0		dB
	125.40 MHz	25.0	28.0		dB
	125.60 MHz	45.0	50.0		dB
	126.00 MHz	50.0	55.0		dB
	130.00 MHz	50.0	55.0		dB
	130.00-200.00MHz	45.0	48.0		dB

Frequency Characteristics

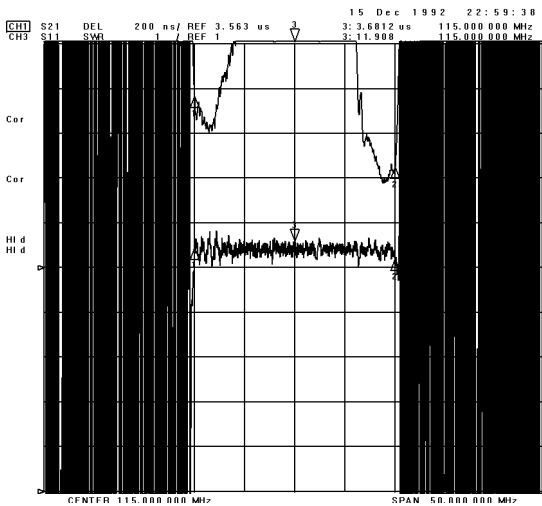
Frequency Response



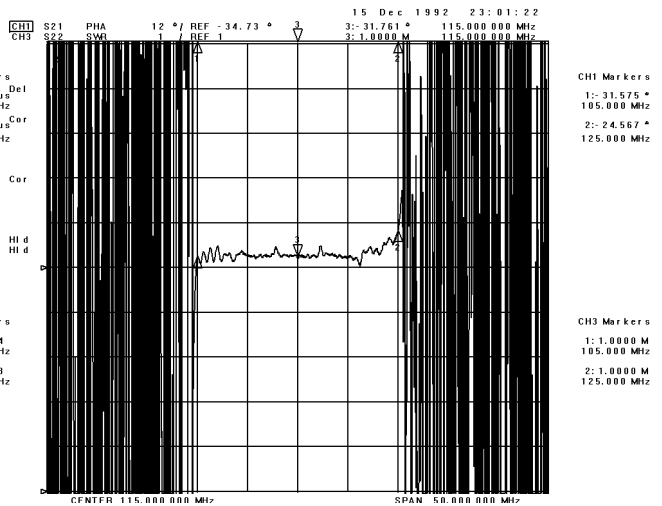
Frequency Response (wideband)



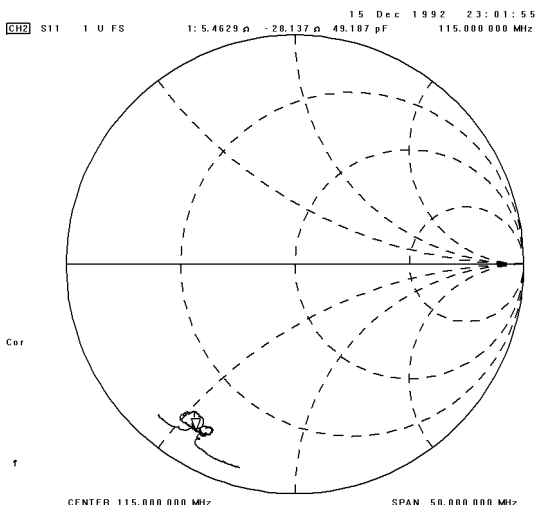
Delay Ripple & S11 VSWR



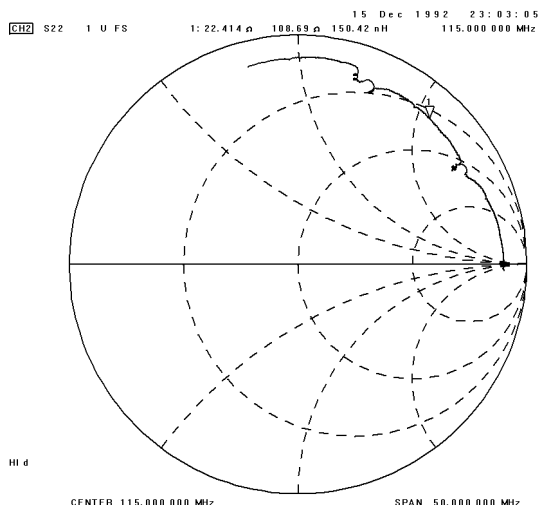
Phase Linearity & S22 VSWR



S11 Smith Chart



S22 Smith Chart



Notes

1. As a result of the particularity of inner structure of SAW products, it easy to be breakdown by electrostatic, so we should pay attention to **ESD protect** in the test.
2. **Static voltage** between signal load and ground may cause deterioration and destruction of the component. Please avoid static voltage.
3. **Ultrasonic cleaning** may cause deterioration and destruction of the component. Please avoid ultrasonic cleaning.
4. Only leads of component may **be soldered**. Please avoid soldering another part of component.
5. There is a close relationship between the device's performance and **matching network**. The specifications of this device are based on the test circuit shown above. L and C values may change depending on board layout. Values shown are intended as a guide only.