



APPROVAL SHEET

Approval Specification	Customer's Approval Certificate
TO: Part No.: Customer's Part No.:	Please return this copy as a certification of your approval Checked & Approved by: Date:

BEIJING ZHONGXUN SIFANG SCIENCE & TECHNOLOGY CO.,LTD.

Tel: +86-010-58937383
 Fax: +86-010-58937263
 E-mail: bjzxsf@bjzxsf.net
 Website: <http://www.bjzxsf.net>
 Add: No 201, Block A. Building 3. Yongjie Beilu
 Yongfeng high-tech industrial base
 Haidian District Beijing city



Part No.	:	SF0566
Pages	:	6
Date	:	2015/12/31
Revision	:	1.2


Prepared by:	刘菲
Checked by:	
Approved by:	

Application

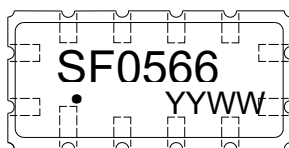
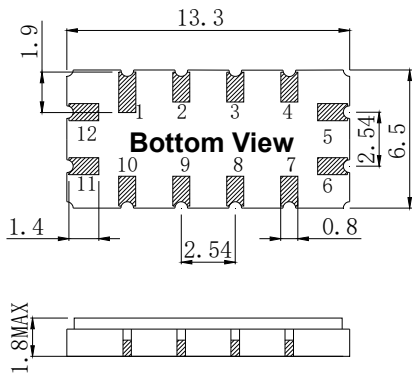
- High-loss SAW component
- Low amplitude ripple
- Sharp rejections at both out-bands

Features

- Ceramic Package for **Surface Mounted Technology (SMT)**
- **RoHS** compatible
- Package size 13.30x6.50x1.80mm³
- Package Code QCC12
- **Electrostatic Sensitive Device(ESD)**



Package Dimensions (Unit: mm)



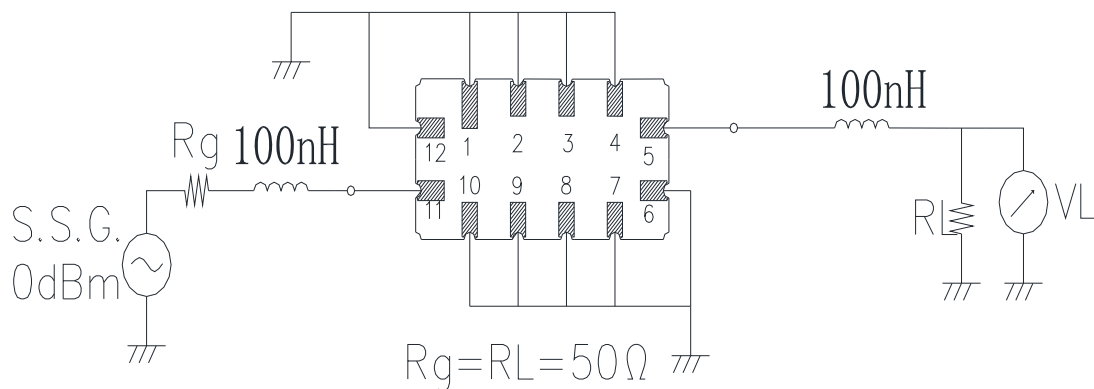
Pin Configuration

Pin No.	Description
11	Input
5	Output
1,2,3,4,6,7,8,9,10,12	Ground

Marking Description

S	Trademark
F	SAW Filter
0566	Part Number
●	Pin 1
YYWW	Year Code & Week Code

*Fig: If the products produced in 06th week of 2012,
The year code & week code is 1206.



Test Circuit(Bottom View)

Performance**Maximum Rating**

Item		Value	Unit
DC Voltage	V_{DC}	3	V
Operation Temperature	T	-40 ~ +70	°C
Storage Temperature	T_{stg}	-55 ~ +125	°C
RF Power Dissipation	P	10	dBm

Electronic Characteristics

Test Temperature: $25^{\circ}\text{C} \pm 2^{\circ}\text{C}$

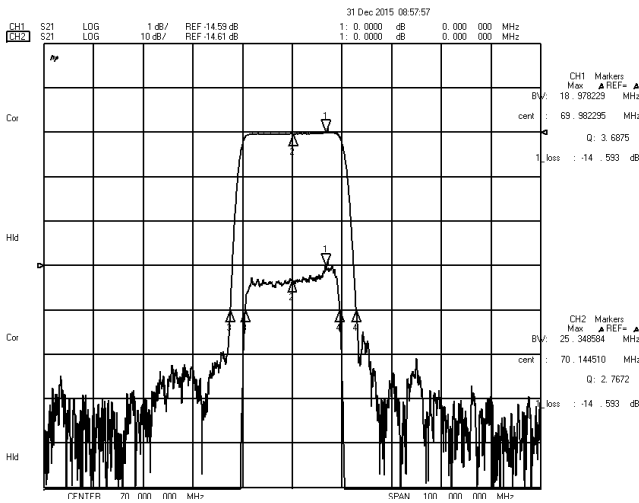
Terminating source impedance: 50Ω

Terminating load impedance: 50Ω

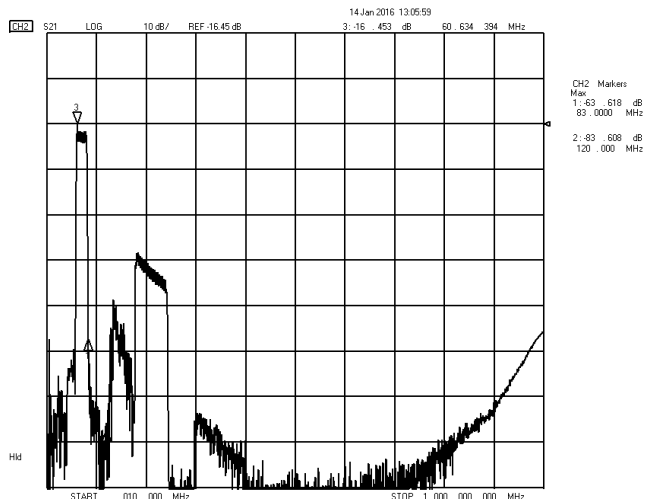
Item		Minimum	Typical	Maximum	Unit
Center Frequency	fc		70.0		MHz
Insertion Loss(min)	IL		14.6	16.5	dB
Amplitude Ripple (p-p)	Δa		0.5	1.0	dB
1 dB Bandwidth	BW_{1dB}	18.7	18.9		MHz
3dB Bandwidth	BW_{3dB}	19.7	20.2		MHz
40 dB Bandwidth	BW_{40dB}		25.3	25.5	MHz
Group Delay Ripple(smo) 61.00-79.00MHz	GDR		28.0	30.0	ns
Absolute Attenuation	a				
	10.00-57.00MHz	40.0	50.0		dB
	85.00-120.00MHz	40.0	45.0		dB

Frequency Characteristics

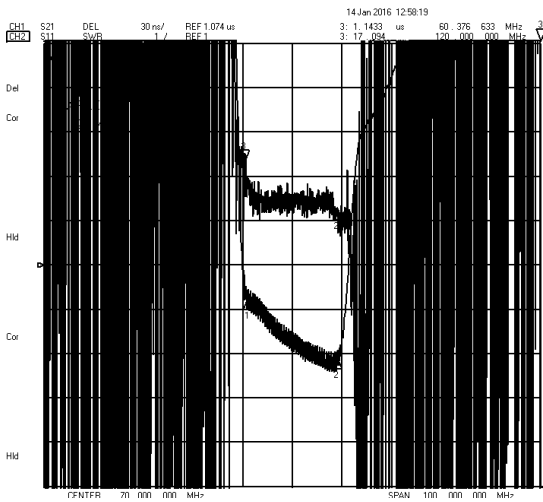
Frequency Response



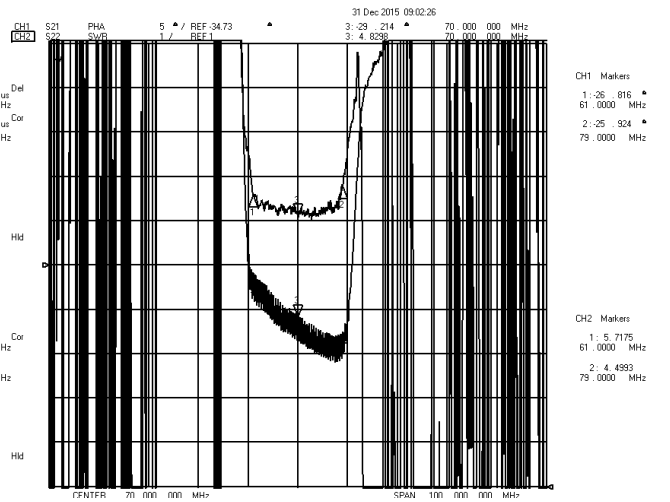
Frequency Response (wideband)



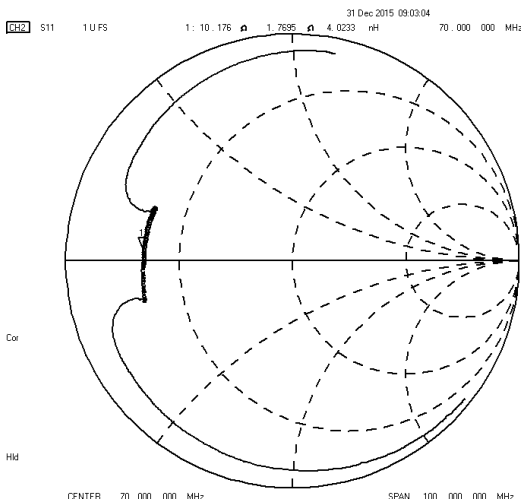
Delay Ripple & S11 VSWR



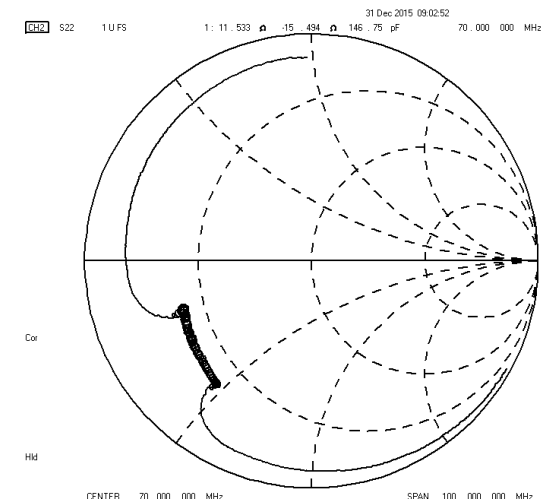
Phase Linearity & S22 VSWR



S11 Smith Chart



S22 Smith Chart



Notes

1. As a result of the particularity of inner structure of SAW products, it easy to be breakdown by electrostatic, so we should pay attention to **ESD protect** in the test.
2. **Static voltage** between signal load and ground may cause deterioration and destruction of the component. Please avoid static voltage.
3. **Ultrasonic cleaning** may cause deterioration and destruction of the component. Please avoid ultrasonic cleaning.
4. Only leads of component may **be soldered**. Please avoid soldering another part of component.
5. There is a close relationship between the device's performance and **matching network**. The specifications of this device are based on the test circuit shown above. L and C values may change depending on board layout. Values shown are intended as a guide only.