



APPROVAL SHEET

Approval Specification	Customer's Approval Certificate
TO: Part No.: Customer's Part No.:	Please return this copy as a certification of your approval Checked & Approved by: Date:

BEIJING ZHONGXUN SIFANG SCIENCE & TECHNOLOGY CO.,LTD.

Tel: +86-010-58937383
 Fax: +86-010-58937263
 E-mail: bjzxsf@bjzxsf.net
 Website: <http://www.bjzxsf.net>
 Add: No 201, Block A. Building 3. Yongjie Beilu
 Yongfeng high-tech industrial base
 Haidian District Beijing city



Part No.	:	SF2493
Pages	:	6
Date	:	2016/4/25
Revision	:	1.0

Prepared by:	刘菲
Checked by:	
Approved by:	

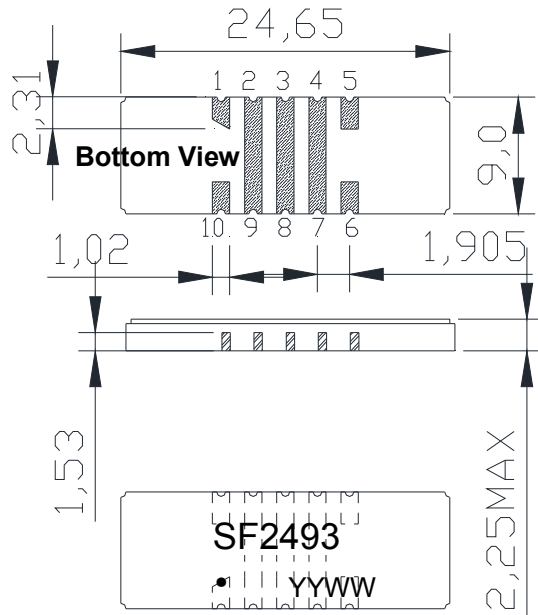
Application

- High-loss SAW component
- Low amplitude ripple
- Sharp rejections at both out-bands
- Passband 14.0 MHz

Features

- Ceramic Package for **Surface Mounted Technology (SMT)**
- **RoHS** compatible
- Package size 24.65x9.00x2.25mm³
- Package Code SMD24
- **Electrostatic Sensitive Device(ESD)**

Package Dimensions (Unit: mm)



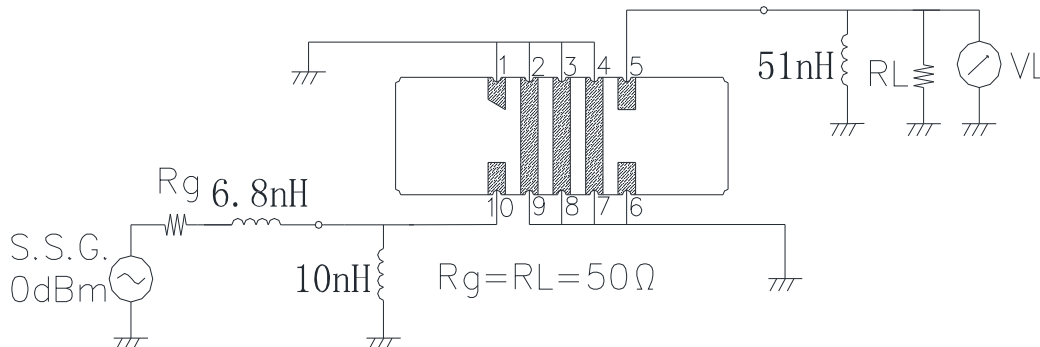
Pin Configuration

Pin No.	Description
10	Input
5	Output
1,2,3,4,6,7,8,9	Ground

Marking Description

S	Trademark
F	SAW Filter
2493	Part Number
●	Pin 1
YYWW	Year Code & Week Code

Test Circuit(Bottom View)



*Fig: If the products produced in 06th week of 2012, The year code & week code is 1206.

Performance**Maximum Rating**

Item		Value	Unit
DC Voltage	V _{DC}	3	V
Operation Temperature	T	-40 ~ +85	°C
Storage Temperature	T _{stg}	-55 ~ +125	°C
RF Power Dissipation	P	10	dBm

Electronic Characteristics

Test Temperature: 25°C ± 2°C

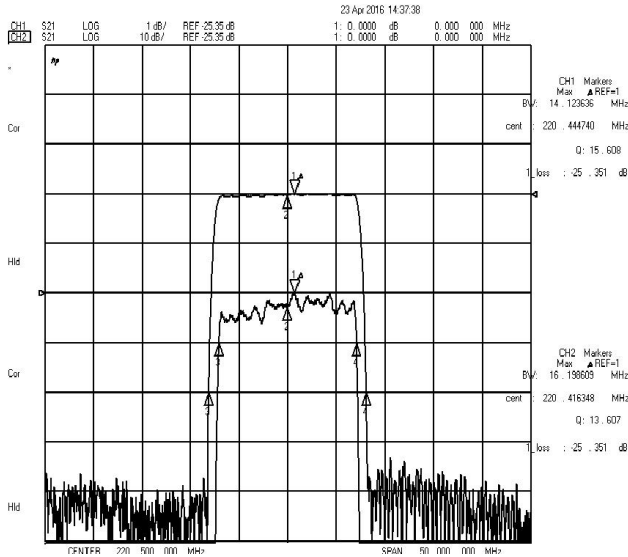
Terminating source impedance: 50Ω

Terminating load impedance: 50Ω

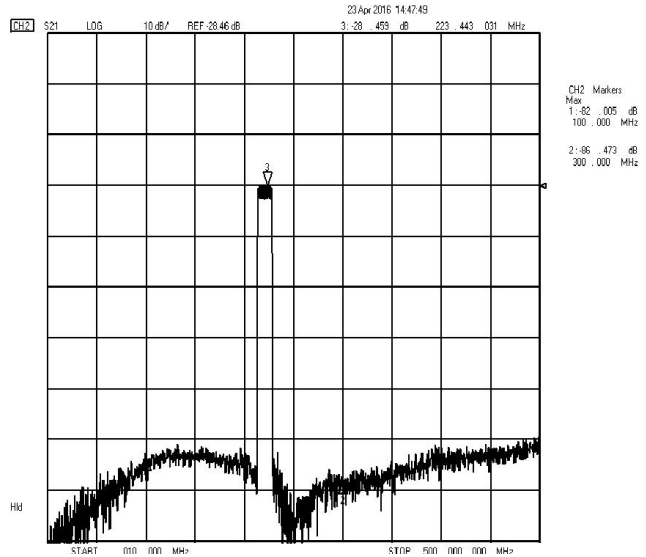
Item		Minimum	Typical	Maximum	Unit
Center Frequency	f _c		220.5		MHz
Insertion Loss(min)	IL		25.4	27.0	dB
Amplitude Ripple (p-p) 213.75-227.25MHz	Δα		0.4	1.0	dB
1 dB Bandwidth	BW _{1dB}	14.00	14.12		MHz
3dB Bandwidth	BW _{3dB}		14.54		MHz
20dB Bandwidth	BW _{20dB}		15.67		MHz
40dB Bandwidth	BW _{40dB}		16.20	16.40	MHz
Absolute Delay@Fc	AD		2.24		us
Group Delay Ripple 213.75-227.25MHz	GDR		30.0	100.0	ns
Absolute Attenuation	α	50.0	53.0		dB

Frequency Characteristics

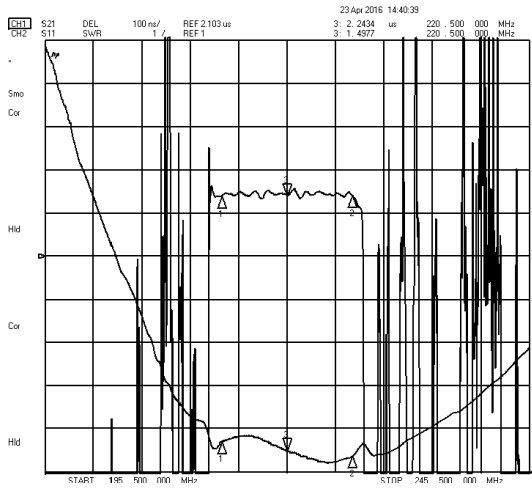
Frequency Response



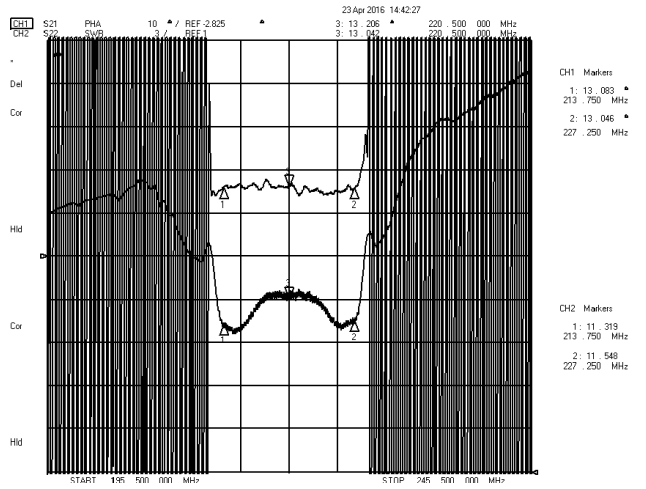
Frequency Response (wideband)



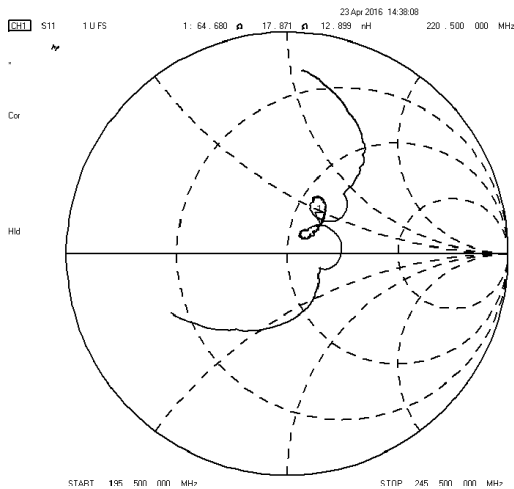
Delay Ripple & S11 VSWR



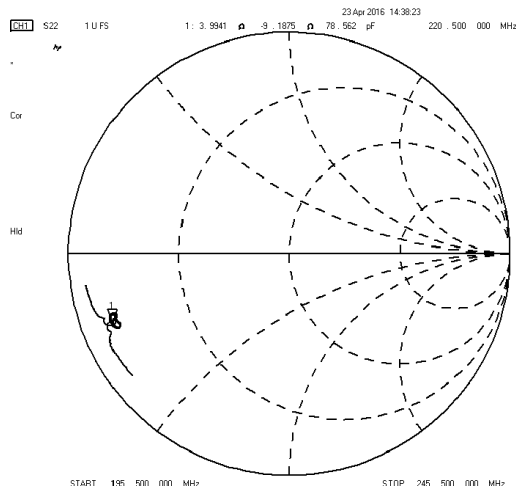
Phase Linearity & S22 VSWR



S11 Smith Chart



S22 Smith Chart



Notes

1. As a result of the particularity of inner structure of SAW products, it easy to be breakdown by electrostatic, so we should pay attention to **ESD protect** in the test.
2. **Static voltage** between signal load and ground may cause deterioration and destruction of the component. Please avoid static voltage.
3. **Ultrasonic cleaning** may cause deterioration and destruction of the component. Please avoid ultrasonic cleaning.
4. Only leads of component may **be soldered**. Please avoid soldering another part of component.
5. There is a close relationship between the device's performance and **matching network**. The specifications of this device are based on the test circuit shown above. L and C values may change depending on board layout. Values shown are intended as a guide only.