



APPROVAL SHEET

Approval Specification	Customer's Approval Certificate
TO:	Please return this copy as a certification of your approval
Part No.:	Checked & Approved by:
Customer's Part No.:	Date:

BEIJING ZHONGXUN SIFANG SCIENCE & TECHNOLOGY CO.,LTD.

Tel: +86-010-58937383
Fax: +86-010-58937263
E-mail: bjzxsf@bjzxsf.net
Website: <http://www.bjzxsf.net>
Add: No 201, Block A. Building 3. Yongjie Beilu
Yongfeng high-tech industrial base
Haidian District Beijing city



Part No.	:	SF0145
Pages	:	6
Date	:	2014/1/14
Revision	:	1.1

Prepared by:	郑宝琴
Checked by:	
Approved by:	

Application

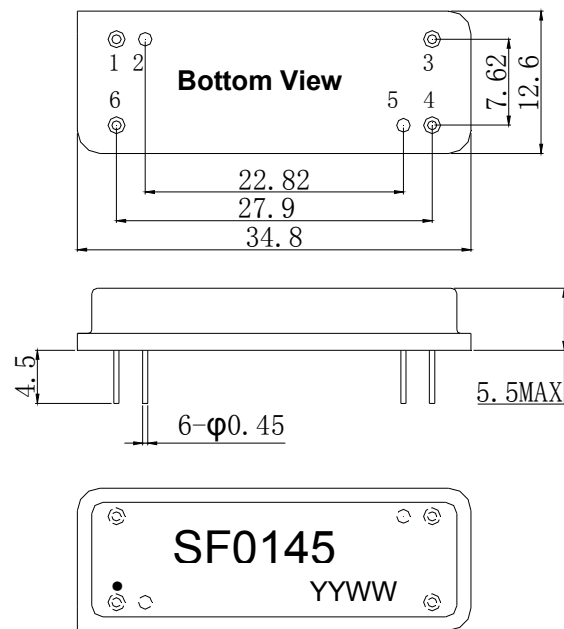
- Low amplitude ripple
- Sharp rejections at both out-bands
- Usable passband 6 MHz
- Low Shape Factor

Features

- **RoHS** compatible
- Package size 34.8x12.6x5.50mm³
- Package Code DIP3512J
- **Electrostatic Sensitive Device(ESD)**



Package Dimensions (Unit: mm)



Pin Configuration

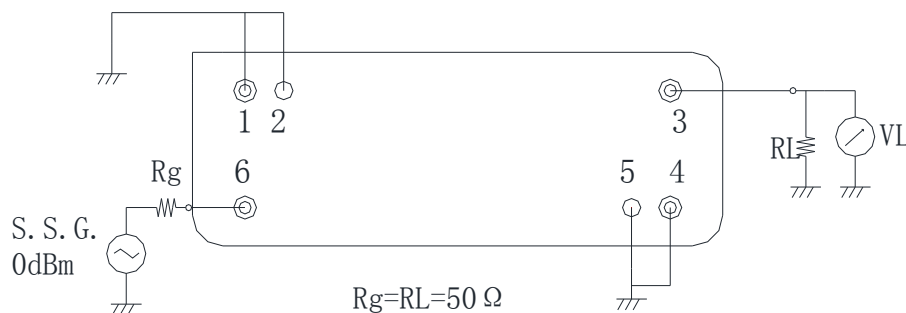
Pin No.	Description
6	Input
3	Output
1,2,4,5	Ground

Marking Description

S	Trademark
F	SAW Filter
0145	Part Number
●	Pin 1
YYWW	Year Code & Week Code

*Fig: If the products produced in 06th week of 2012, The year code & week code is 1206.

Test Circuit(Bottom View)



Performance**Maximum Rating**

Item		Value	Unit
DC Voltage	V _{DC}	3	V
Operation Temperature	T	-40 ~ +85	°C
Storage Temperature	T _{stg}	-55 ~ +125	°C
RF Power Dissipation	P	10	dBm

Electronic Characteristics

Test Temperature: 25°C ± 2°C

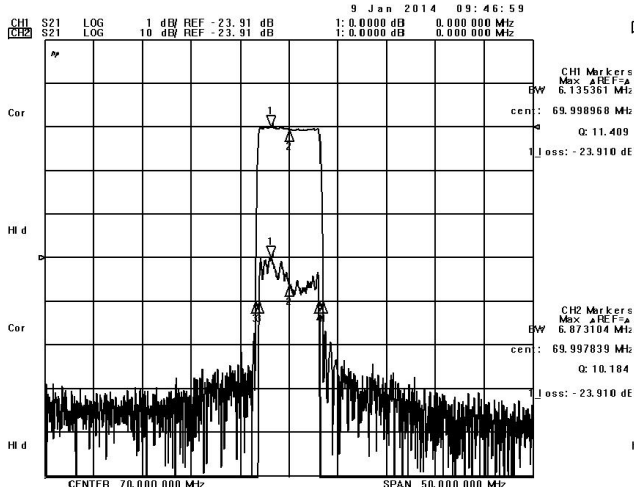
Terminating source impedance: 50Ω

Terminating load impedance: 50Ω

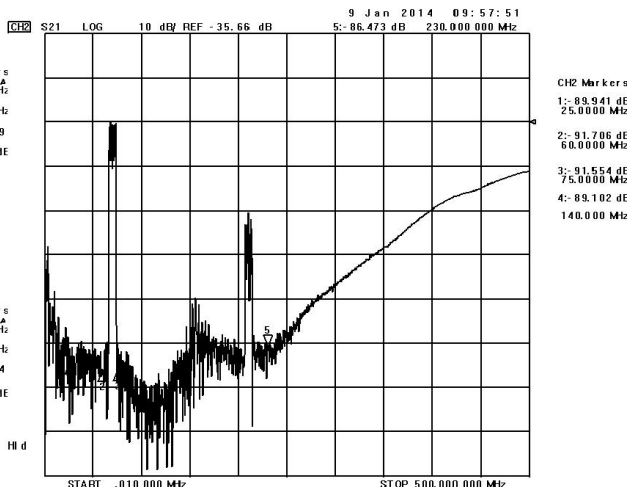
Item		Minimum	Typical	Maximum	Unit
Center Frequency	f _c	69.95	70.00	70.05	MHz
Insertion Loss(min)	IL		23.9	28.0	dB
Amplitude Ripple (p-p)	Δα		0.8	1.5	dB
3 dB Bandwidth	BW _{3dB}	6.2	6.3		MHz
40 dB Bandwidth	BW _{40dB}		6.87	7.0	MHz
50 dB Bandwidth	BW _{50dB}		6.93		MHz
Absolute Delay	AD		3.72		us
Absolute Attenuation	α				
	45.00-65.00MHz	50.0	55.0		dB
	75.00-100.00MHz	50.0	55.0		dB

Frequency Characteristics

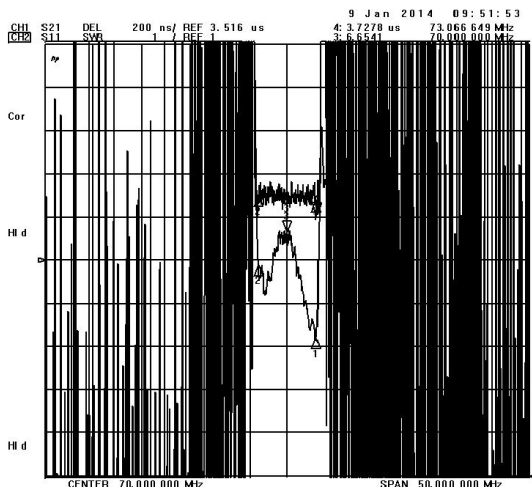
Frequency Response



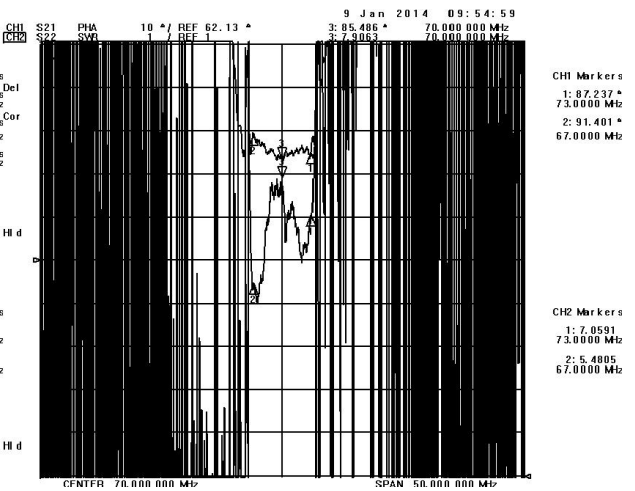
Frequency Response (wideband)



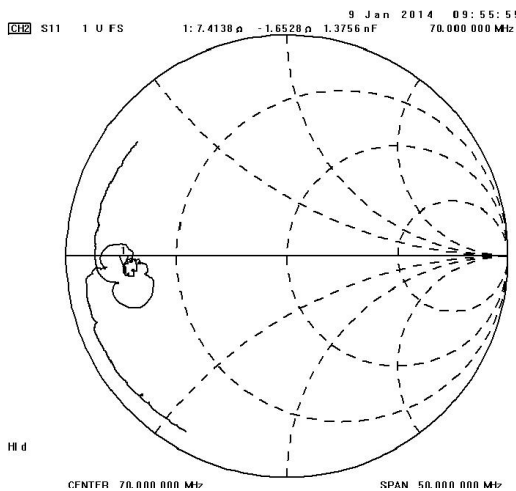
Delay Ripple & S11 VSWR



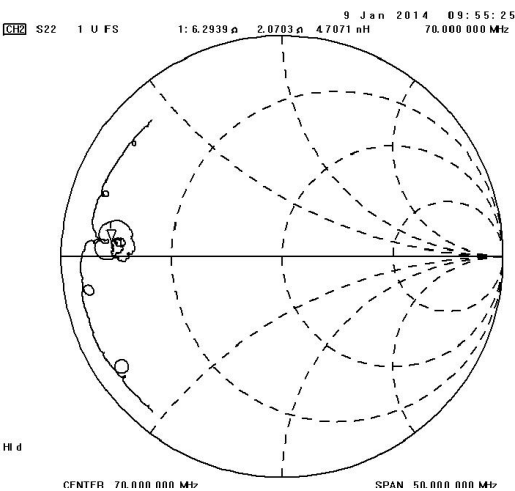
Phase Linearity & S22 VSWR



S11 Smith Chart



S22 Smith Chart



Notes

1. As a result of the particularity of inner structure of SAW products, it easy to be breakdown by electrostatic, so we should pay attention to **ESD protect** in the test.
2. **Static voltage** between signal load and ground may cause deterioration and destruction of the component. Please avoid static voltage.
3. **Ultrasonic cleaning** may cause deterioration and destruction of the component. Please avoid ultrasonic cleaning.
4. Only leads of component may **be soldered**. Please avoid soldering another part of component.
5. There is a close relationship between the device's performance and **matching network**. The specifications of this device are based on the test circuit shown above. L and C values may change depending on board layout. Values shown are intended as a guide only.