



# APPROVAL SHEET

Approval Specification	Customer's Approval Certificate
<b>TO:</b>	Please return this copy as a certification of your approval
<b>Part No.:</b>	<b>Checked &amp; Approved by:</b>
<b>Customer's Part No.:</b>	<b>Date:</b>

## BEIJING ZHONGXUN SIFANG SCIENCE & TECHNOLOGY CO.,LTD.

Tel: +86-010-58937383  
Fax: +86-010-58937263  
E-mail: [zxsf\\_sales@163.com](mailto:zxsf_sales@163.com)  
QQ: 2109300457  
Website: <http://www.bjzxsf.net>  
Add: No 201, Block A. Building 3. Yongjie Beilu  
Yongfeng high-tech industrial base  
Haidian District Beijing city




Part No.	:	SF0713
Pages	:	6
Date	:	2017/1/18
Revision	:	1.0

<b>Prepared by:</b>	
<b>Checked by:</b>	
<b>Approved by:</b>	

**Application**

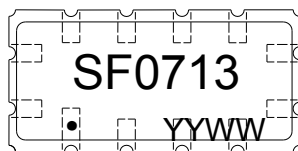
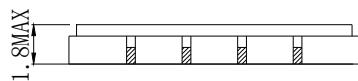
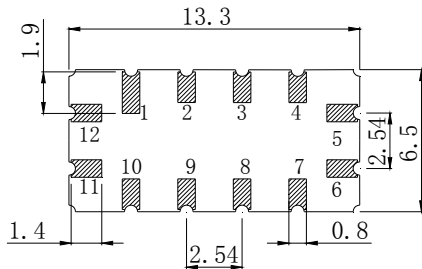
- Low-loss SAW component
- Low amplitude ripple
- Sharp rejections at both out-bands
- Usable passband 4.40 MHz



**Features**

- Ceramic Package for **Surface Mounted Technology (SMT)**
- **RoHS** compatible
- Package size 13.30x6.50x1.80mm<sup>3</sup>
- Package Code QCC12
- **Electrostatic Sensitive Device(ESD)**

**Package Dimensions (Unit: mm)**



**Pin Configuration**

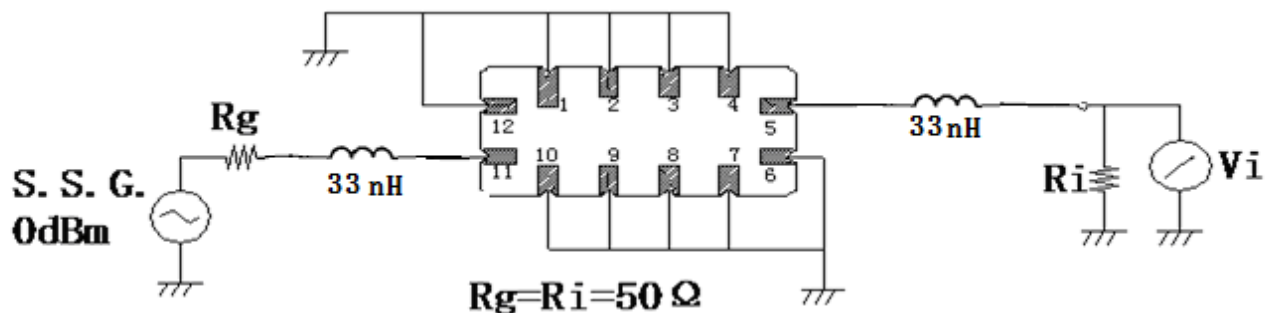
Pin No.	Description
11	Input
5	Output
1,2,3,4,7,8,9,10	Case Ground
6,12	To be Grounded

**Marking Description**

<b>SF</b>	<b>SF</b>	Trademark
	<b>F</b>	SAW Filter
<b>0713</b>	Part Number	
●	Pin 1	
<b>YYWW</b>	Year Code & Week Code	

\*Fig: If the products produced in 06<sup>th</sup> week of 2015, The year code & week code is 1506.

**Test Circuit (Bottom View)**



**Performance****Maximum Rating**

Item		Value	Unit
DC Voltage	$V_{DC}$	3	V
Operation Temperature	T	-40 ~ +85	°C
Storage Temperature	$T_{stg}$	-55 ~ +125	°C
RF Power Dissipation	P	15	dBm

**Electronic Characteristics**

Test Temperature:  $25^{\circ}\text{C} \pm 2^{\circ}\text{C}$

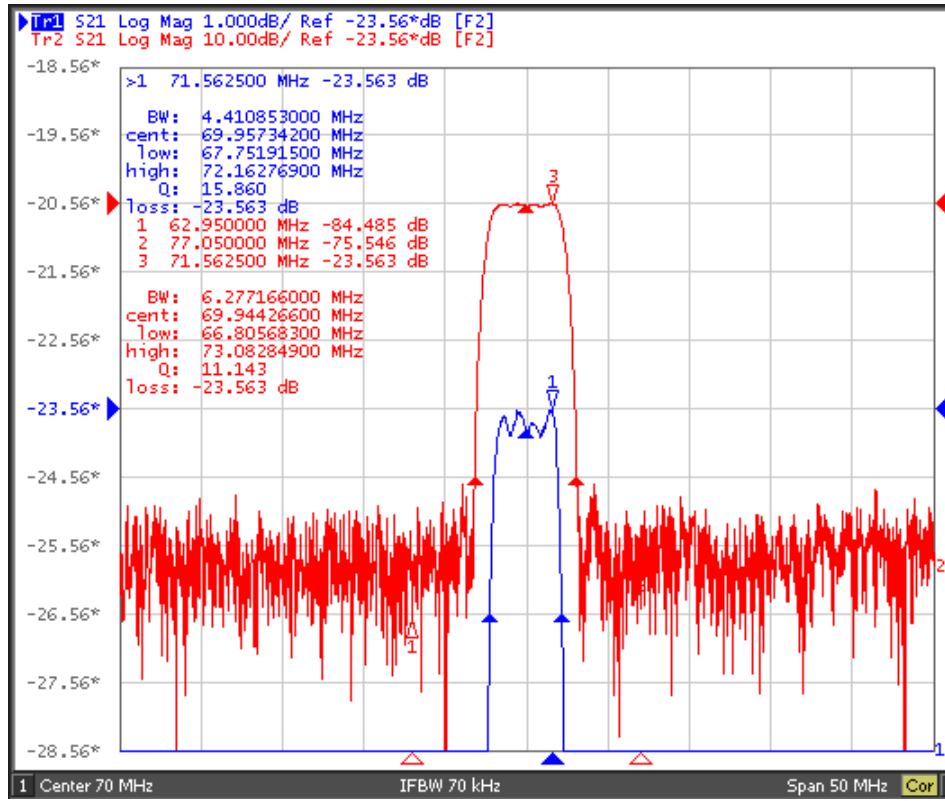
Terminating source impedance:  $50\Omega$

Terminating load impedance:  $50\Omega$

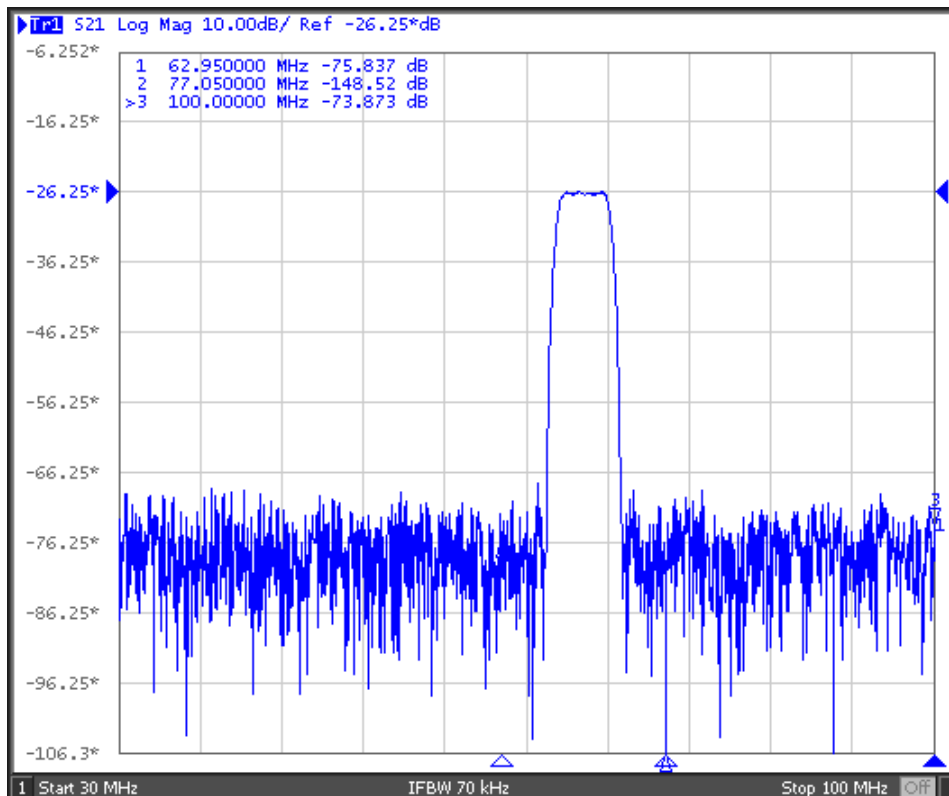
Item		Minimum	Typical	Maximum	Unit
Center Frequency	$f_c$		70.00		MHz
Insertion Loss(min)	IL		23.5	25.0	dB
Amplitude Ripple (p-p)	$\Delta\alpha$		0.8	1.0	dB
3 dB Bandwidth	$BW_{3dB}$	4.30	4.41		MHz
10 dB Bandwidth	$BW_{10dB}$		5.16	5.35	MHz
40 dB Bandwidth	$BW_{40dB}$		6.27	6.60	MHz
Absolute Group Delay @ $F_c$	GDR		1.32		us
Absolute Attenuation	$\alpha$				
$F_c - (4.1/2+5)$ MHz		45.0	50.0		dB
$F_c + (4.1/2+5)$ MHz		45.0	50.0		dB

Frequency Characteristics

Frequency Response



Frequency Response (wideband)





**Notes**

1. As a result of the particularity of inner structure of SAW products, it easy to be breakdown by electrostatic, so we should pay attention to **ESD protect** in the test.
2. **Static voltage** between signal load and ground may cause deterioration and destruction of the component. Please avoid static voltage.
3. **Ultrasonic cleaning** may cause deterioration and destruction of the component. Please avoid ultrasonic cleaning.
4. Only leads of component may **be soldered**. Please avoid soldering another part of component.
5. There is a close relationship between the device's performance and **matching network**. The specifications of this device are based on the test circuit shown above. L and C values may change depending on board layout. Values shown are intended as a guide only.